



Smart Heating Solutions

Electric Heating Cable Systems



Electric In-Floor Heat



Thermal Storage



Snow Melt



Pipe Freeze Protection



Gutter/Roof De-Icing



Controls & Thermostats



QUALITY IS KING

ELECTRIC HEATING
CABLE SYSTEMS

EST. 1958 · SEATTLE, WA

KING-ELECTRIC.COM

King: a technology leader.

Since 1958 King Electrical Manufacturing Company has been a leader in the heating industry, with several innovative patents. In this age of corporate conglomeration, big business, and a global economy, King is still proudly family-owned.

In our over 50 years of business we have seen exciting changes in the comfort and convenience of heating products. Technology has improved to create exciting new possibilities for innovations in heating systems. King continues to emphasize research and development, product quality, and genuine pride to ensure that our customers enjoy the best heating solutions possible.

Residential, commercial or industrial electric heat: at King we anticipate your needs and provide you with the best products and solutions!



Smart Heating Solutions



A Brief History



1956: In 1956 the electricity industry launched the “Live Better Electrically” (LBE) campaign, featuring a young Ronald Reagan touting the benefits of clean electricity, with the goal of converting American homes to 100% electric power.

1958: By 1958, electric heat was seen as a new frontier. Robert E. Wilson, founder of King Electrical MFG Co. wanted to be part of this new revolution and saw the opportunity to bring high quality all electric heating products to the market. Typical heating systems (coal, oil, and kerosene) were usually dirty, smoky and smelled terrible. Electric heat was the new, clean, flameless heating system, eliminating foul-smelling fuels and requiring no maintenance. After a successfully landing a military housing contract to outfit

5,000 military family homes, King's electric baseboard heater was born. The public embraced it and millions of homes replaced their huge basement furnace with small baseboard heaters under the windows.

1963: Business was booming and soon King outgrew its small factory location in South Park, a south Seattle suburb. Seattle had just hosted the 1962 World's Fair giving millions of Americans their first look at the Pacific Northwest. After the fair one of the international pavilion buildings was moved to a lot close to KING; offices were added and the new King factory was born.



1968: By 1968, over 30 different manufacturers of electric heat had launched into the business. Many innovations came and went, but only the strongest would survive. King introduces the KB unit heater and KCC cabinet heater product lines.

1970s: King continued to expand distribution by adding warehouses across the United States to expedite delivery to a rapid growing market share. The international market steadily increased and several large distributors were set up in Canada, South America, and various other countries. King introduces the KFS electric furnace product line.

1984: The first small fan heaters (W series) were developed, again shifting the way Americans heat their homes. With improved air circulation and a compact design, these heaters were quickly becoming the industry standard.

1986: Everything changed with the invention of the Pic-A-Watt® series of heaters. A new class of heaters, that allowed customers to select the exact wattage, tailoring the heater to an area's specific heating requirements. An industry first.

1999: King develops and introduces the soon to be patented Smart Limit Protection (SLP) safety limit. The safety standard of the industry today.



2007: A big year for King. Dean Wilson, is named CEO and daily management of the business is now run by brothers Dean, Brad and RJ Wilson. As most competitors move production offshore, King makes the decision to significantly invest in new automated equipment to keep production in the USA. The C5 Tourette press is purchased allowing for 24/7 sheet metal production. King introduces line of electronic thermostats, the first thermostats in the market designed and built by a heating manufacturer.



2008: King Electric expands product line to include fan-forced hydronic heating.

2010: Construction is finished on 40,000 sqft warehouse and distribution center in Seattle, WA. King launches comprehensive line of Electric Heating Cables.

2013: King launches new industry leading line of Garage Heaters, effectively creating a new category for the electric heat market. King purchases second C5 machine, effectively doubling sheet metal production capacity.

2015: King launches Eco2S 2-Stage unit heaters – Rugged Unit Heater. Smart Controls. King launches the ATMOZ, Bluetooth enabled thermostats for line voltage heaters.

2016: King expands its ATMOZ thermostat line and introduces ATMOZ WIFI, allowing for control of thermostats from anywhere with a WIFI connection through a centralized App for iOS and Android smartphones.

Table of Contents



Electric In-Floor Heat 2

- FC Series Electric In-Floor Cable 3
- FCM Series Electric In-Floor Mat..... 4
- Thermostats & Accessories..... 5



Thermal Storage 6

- TC Series Thermal Storage Cable 7
- TCM Series Thermal Storage 24", 30" & 36" Mats 8
- Thermostats..... 5



Electric Snow Melt 9

- SC Series Snow Melt Cable..... 10
- SCM Series Snow Melt 208V Mat 24", 30" & 36" Mats..... 11
- SCM Series Snow Melt 240V Mat 24", 30" & 36" Mats..... 12
- SCM Series Snow Melt 480V Mat 24", 30" & 36" Mats..... 13



Pipe Freeze Protection 14

- SRP Series Pre-Assembled Self-Regulating Pipe Trace Cable..... 15
- CWP Series Constant Wattage Pipe Trace Cable 16
- SR Series Self-Regulating Pipe Trace Cable 17
- CT Series Self-Regulating Pipe Trace Cable 18



Roof/Gutter De-Icing 19

- SRP Series Pre-Assembled Self-Regulating De-Icing Cable..... 20
- CWR Series Constant Wattage Roof/Gutter De-Icing Cable..... 21
- CWR Series IceFree™ Controller 21
- SR Series Self-Regulating Roof/Gutter De-Icing Cable 22
- CT Series Self-Regulating Roof/Gutter De-Icing Cable 23

Charts & Tables 24

- SRP Pre-Assembled Self Regulating Cable..... 24-25
- SR Self Regulating Cable 26
- SR Self Regulating Cable Pipe Freeze Protection..... 27-28
- SR Self Regulating Cable Roof/Gutter De-Icing 29-30



Controls, Sensors & Accessories 31-38

- SnowFree™ Controller Snow Melt System Kit 31
- PYRO Snow Melt/De-Icing System 32-33
- PYRO FPC Freeze Protection Controller 34
- PYRO Pipe Trace System 35
- SR/SRP Accessories..... 36
- Roof/Drain De-Icing System 37
- Roof & Gutter De-Icing Controls 38
- Pipe Freeze Protection..... 38
- Snow Melt Controls..... 38



Marketing Materials 39

Warranty Information 40

Electric In-Floor Heat



Electric In-Floor Heating Systems

King's In-Floor Heating systems provide the affordable luxury of comfort through radiant heating. Ideal for kitchens & bathrooms, in-floor heating is the easiest way to add warmth to your home. Whether using the FC Cable series or FCM Mat series, you will be completely satisfied with the results.

FCM Series Mats offer the easiest solution for in-floor heating, providing pre-fabricated mats with 3" spacing that can be rolled out quickly before final installation of the engineered wood, laminate wood, tile or stone floor. The Mat series is specifically designed for the homeowner or contractor that wants an easy and fast installation. The mat is easily cut and flipped to conform to any custom layout, refer to example below. Mats are sold separately in pre-packaged kits, which can include a thermostat, cable alarm and floor sensor.

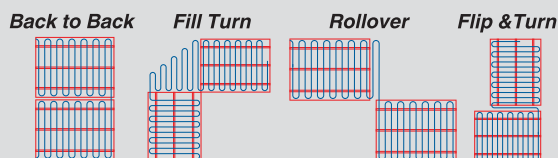
FC Series Cable offers the flexibility to lay out and space the cable specific to an individual application. King's unique Fast-Set strapping system makes it easy to design a custom layout to maximize the coverage area. Simply install the strapping, lace the cable in a serpentine pattern as needed to work around fixtures and cabinets, making a precise in-floor heating solution. Cable is sold with strapping and in pre-packaged kits, which can include a thermostat, cable alarm and floor sensor.

FC Installation

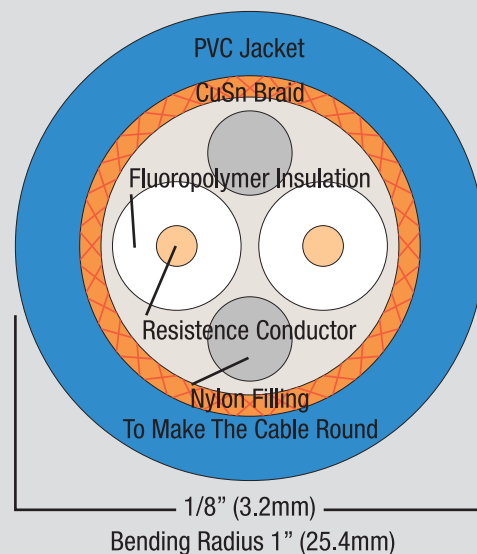


When using In-floor cable for engineered floors & laminated wood, check with your flooring manufacturer for compatibility.

Easy to Install FCM Examples



FC & FCM Cable Constructions



Electric In-Floor Heating Cable



Model Code:

FC 12 120 -3
A B C D

- A: Floor Cable**
- B: 12 - 120V
24 - 240V**
- C: Watts (120 to 2880)**
- D: -3 - Includes strapping
-T - Includes thermostat
-TA - Thermostat & alarm**

In-Floor Heating Cable provides comfort and well-being through radiant heating. Ideal for kitchens & bathrooms.

FC Electric In-Floor Heating Cable Features

- Provides everything needed for easy installation
- 3 Watts/Ft., available in 120V and 240V
- Innovative strapping system included
- 10 Ft. Cold Lead
- Twenty year limited warranty
- No EMF, twin conductor
- Pre-sized kits range from 5 to 320 square feet
- For use with engineered wood, laminate wood, tile, stone floors
- Professional grade quality components
- Phone & email support, online video for easy installation steps
- Tefzel® Insulation, PVC Jacket



120V

MODEL	UPC	VOLTS	STANDARD (3" SPACING)	(2" SPACING)	(4" SPACING)	WATTS	AMPS	INCLUDED STRAPPING
FC12120-3	40228	120	10 SQ. FT.	5 SQ. FT.	15 SQ. FT.	120	1.0	10 PCS
FC12180-3	40229	120	15 SQ. FT.	10 SQ. FT.	20 SQ. FT.	180	1.5	12 PCS
FC12240-3	40230	120	20 SQ. FT.	15 SQ. FT.	25 SQ. FT.	240	2.0	20 PCS
FC12300-3	40231	120	25 SQ. FT.	18 SQ. FT.	35 SQ. FT.	300	2.5	20 PCS
FC12360-3	40232	120	30 SQ. FT.	20 SQ. FT.	40 SQ. FT.	360	3.0	20 PCS
FC12480-3	40233	120	40 SQ. FT.	25 SQ. FT.	55 SQ. FT.	480	4.0	30 PCS
FC12600-3	40234	120	50 SQ. FT.	35 SQ. FT.	65 SQ. FT.	600	5.0	30 PCS
FC12720-3	40235	120	60 SQ. FT.	40 SQ. FT.	80 SQ. FT.	720	6.0	40 PCS
FC12840-3	40236	120	70 SQ. FT.	45 SQ. FT.	95 SQ. FT.	840	7.0	40 PCS
FC12960-3	40237	120	80 SQ. FT.	55 SQ. FT.	105 SQ. FT.	960	8.0	50 PCS
FC121080-3	40238	120	90 SQ. FT.	60 SQ. FT.	120 SQ. FT.	1080	9.0	50 PCS
FC121200-3	40239	120	100 SQ. FT.	65 SQ. FT.	135 SQ. FT.	1200	10.0	60 PCS

240V

MODEL	UPC	VOLTS	STANDARD (3" SPACING)	(2" SPACING)	(4" SPACING)	WATTS	AMPS	INCLUDED STRAPPING
FC24240-3	40240	240	20 SQ. FT.	15 SQ. FT.	25 SQ. FT.	240	1.0	20 PCS
FC24360-3	40241	240	30 SQ. FT.	20 SQ. FT.	40 SQ. FT.	360	1.5	20 PCS
FC24480-3	40242	240	40 SQ. FT.	25 SQ. FT.	55 SQ. FT.	480	2.0	30 PCS
FC24600-3	40243	240	50 SQ. FT.	35 SQ. FT.	65 SQ. FT.	600	2.5	30 PCS
FC24720-3	40244	240	60 SQ. FT.	40 SQ. FT.	80 SQ. FT.	720	3.0	40 PCS
FC24840-3	40245	240	70 SQ. FT.	45 SQ. FT.	95 SQ. FT.	840	3.5	40 PCS
FC24960-3	40246	240	80 SQ. FT.	55 SQ. FT.	105 SQ. FT.	960	4.0	50 PCS
FC241080-3	40247	240	90 SQ. FT.	60 SQ. FT.	120 SQ. FT.	1080	4.5	50 PCS
FC241200-3	40248	240	100 SQ. FT.	65 SQ. FT.	135 SQ. FT.	1200	5.0	60 PCS
FC241320-3	40249	240	110 SQ. FT.	75 SQ. FT.	145 SQ. FT.	1320	5.5	60 PCS
FC241440-3	40250	240	120 SQ. FT.	80 SQ. FT.	160 SQ. FT.	1440	6.0	60 PCS
FC241680-3	40251	240	140 SQ. FT.	95 SQ. FT.	190 SQ. FT.	1680	7.0	70 PCS
FC241920-3	40252	240	160 SQ. FT.	105 SQ. FT.	210 SQ. FT.	1920	8.0	80 PCS
FC242160-3	40253	240	180 SQ. FT.	120 SQ. FT.	240 SQ. FT.	2160	9.0	80 PCS
FC242400-3	40254	240	200 SQ. FT.	135 SQ. FT.	265 SQ. FT.	2400	10.0	90 PCS
FC242880-3	40390	240	240 SQ. FT.	160 SQ. FT.	320 SQ. FT.	2880	12.0	90 PCS

ACCESSORIES

- 3T Packaged with F802 GFCI Thermostat
- 3TA Packaged with F802 GFCI Thermostat and Cable Alarm

See FC/FCM Accessories page 5 for complete listing of accessories




Strapping

Cable Alarm

Floor Sensor

F802 GFCI Thermostat

Electric In-Floor Heating Mats



Model Code:

FCM 1 -10
A B C

A: Floor Mat
B: 12 - 120V
24 - 240V
C: Coverage Area in Sq/Ft
D: T - Includes thermostat
TA - Thermostat & alarm

In-Floor Heating Mat provides comfort and well-being through radiant heating. Ideal for kitchens & bathrooms.

FCM Electric In-Floor Heating Mat Features

- Provides everything needed for easy installation
- 12 Watts/Sq. Ft., available in 120V and 240V
- Professional grade quality components
- 10 Ft. Cold Lead
- Tefzel® Insulation, PVC Jacket

- No EMF, twin conductor
- Pre-sized kits range from 10 to 160 square feet
- For use with engineered wood, laminate wood, tile, stone floors
- Phone & email support, online video for easy installation steps
- Twenty year limited warranty
- Low memory design, cable stays flat, adhesive backing



120V

MODEL	UPC	VOLTS	MAT LENGTH	HEATED AREA (20" WIDE)	WATTS	AMPS
FCM1-10	40200	120	6.1'	10 SQ. FT.	120	1.0
FCM1-15	40201	120	9.1'	15 SQ. FT.	180	1.5
FCM1-20	40202	120	12.2'	20 SQ. FT.	240	2.0
FCM1-25	40203	120	15.2'	25 SQ. FT.	300	2.5
FCM1-30	40204	120	18.3'	30 SQ. FT.	360	3.0
FCM1-35	40205	120	21.3'	35 SQ. FT.	420	3.5
FCM1-40	40206	120	24.4'	40 SQ. FT.	480	4.0
FCM1-50	40207	120	30.5'	50 SQ. FT.	600	5.0
FCM1-60	40208	120	36.6'	60 SQ. FT.	720	6.0
FCM1-70	40209	120	42.7'	70 SQ. FT.	840	7.0
FCM1-80	40210	120	48.8'	80 SQ. FT.	960	8.0
FCM1-90	40211	120	54.9'	90 SQ. FT.	1080	9.0
FCM1-100	40212	120	61.0'	100 SQ. FT.	1200	10.0

240V

MODEL	UPC	VOLTS	MAT LENGTH	HEATED AREA (20" WIDE)	WATTS	AMPS
FCM2-20	40213	240	12.2'	20 SQ. FT.	240	1.0
FCM2-25	40214	240	15.2'	25 SQ. FT.	300	1.3
FCM2-30	40215	240	18.3'	30 SQ. FT.	360	1.5
FCM2-35	40216	240	21.3'	35 SQ. FT.	420	1.8
FCM2-40	40217	240	24.4'	40 SQ. FT.	480	2.0
FCM2-50	40218	240	30.5'	50 SQ. FT.	600	2.5
FCM2-60	40219	240	36.6'	60 SQ. FT.	720	3.0
FCM2-70	40220	240	42.7'	70 SQ. FT.	840	3.5
FCM2-80	40221	240	48.8'	80 SQ. FT.	960	4.0
FCM2-90	40222	240	54.9'	90 SQ. FT.	1080	4.5
FCM2-100	40223	240	61.0'	100 SQ. FT.	1200	5.0
FCM2-110	40224	240	67.1'	110 SQ. FT.	1320	5.5
FCM2-120	40225	240	73.2'	120 SQ. FT.	1440	6.0
FCM2-145	40226	240	88.4'	145 SQ. FT.	1740	7.3
FCM2-160	40227	240	97.5'	160 SQ. FT.	1920	8.0

ACCESSORIES

-T Packaged with F802 GFCI Thermostat And Floor Sensor

-TA Packaged with F802 GFCI Thermostat, Floor Sensor and Cable Alarm

See FC/FCM Accessories page 5 for complete listing of accessories



Cable Alarm



Floor Sensor



F802 GFCI Thermostat

Thermostats

In-Floor Heating (3-3.7W/Ft.) & Thermal Storage (6W/Ft.)



**KING
F802GFCI
Programmable**



**KING
F912GFCI
Slave**



**KING
F902GFCI
Programmable**



**OJ
UWG4-4999
WIFI Programmable**



**WARMUP
4IE04-BLACK/WHITE
WIFI Programmable**



**HONEYWELL/AUBE
TH115-AF-GA
Programmable**

King electronic thermostats are designed to achieve maximum comfort from King cable heating systems. Common feature to all models include:

- Three choices of temperature control: ambient air temperature, floor temperature or ambient air with floor limits.
- Advanced microprocessor optimizes performance by proportionally controlling the wattage to the cable saving energy and maintaining very accurate temperature control within $\pm 1^\circ\text{F}$, 0.5°C .
- Designed for maximum safety, they all include a ground-fault circuit interrupter (GFCI).
- A single touch activates the backlight display indicating the current set point.
- They are multi-volt and can be installed on 120, 208 and 240 volt circuits.

MODEL	UPC	DESCRIPTION
F802GFCI**	30760	King Recommended Electronic Programmable, 15 Amp, 120/208/240V, GFCI
F912GFCI**	30759	(COMING SOON) King Recommended Slave Unit, 15 Amp, 5mA 120/208/240V, GFCI
F902GFCI**	30758	(COMING SOON) Electronic Programmable Floor Stat, 15 Amp, 5mA 120/208/240V, GFCI
UWG4-4999	42476	OJ Microline WIFI Touch Thermostat, 15A, 5mA, 120/240V, GFCI
4IE04-BL	42477	WARMUP Microline WIFI Smart Thermostat, 15A, 5mA, 120/240V, GFCI-Black
4IE04-WH	42478	WARMUP Microline WIFI Smart Thermostat, 15A, 5mA, 120/240V, GFCI-White
TH115-AF-GA	38983	Honeywell/Aube Electronic Programmable, 15 Amp, 120/208/240V, GFCI


** Must use one F912GFCI slave unit to switch each heating load zone (15A per zone). Must be programmed and controlled by thermostat models F802GFCI or F902GFCI.

In-Floor Heating Accessories



**FCS1 Cable Strapping
(Included with Cable)**

For Use with FC Model Only.



**FCS13
(Repair Kit)**



**F8SENSOR
(King)**



**AC112-01/U
(Honeywell)**



**FCS11
(Cable Alarm)**

MODEL	UPC	DESCRIPTION
FCS11	40088	Heating Cable Monitor
FCS13	40092	Heating Cable Repair Kit
FCS1	40096	FC Cable Strapping
AC112-01/U	40094	Replacement Floor Sensor for Honeywell/Aube Thermostats
F8SENSOR	30761	Replacement Floor Sensor for King F802 Thermostats



Thermal Storage

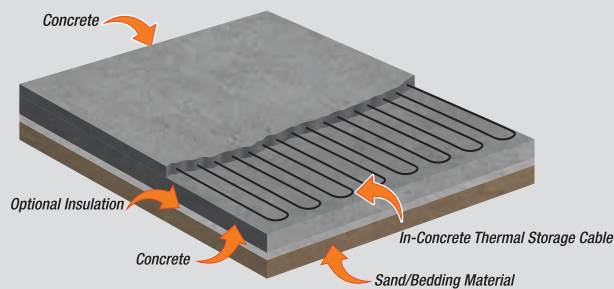
Thermal Storage Heating Systems

King's Thermal Storage Heating systems are designed to warm the concrete slab of a building, creating a thermal mass that radiates heat into the building. King's system runs during off-peak hours, heating the floor to a consistent temperature, then shuts off during peak hours using the stored thermal heat to keep costs down.

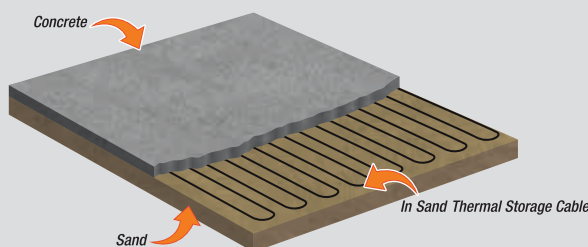
TCM Series Mats offers the easiest solution to in-concrete thermal storage, providing pre-fabricated mats at 12W/SqFt (6" spacing) that can be rolled out prior to the concrete slab being poured. The Mat series was specifically designed for quick and easy installation.

TC Series Cable offers a custom layout solution to in-concrete thermal storage, that can be installed to fit any individual application. Cable can be spaced to allow between 12W/SqFt – 14W/SqFt (4", 5" or 6" spacing) depending on the application.

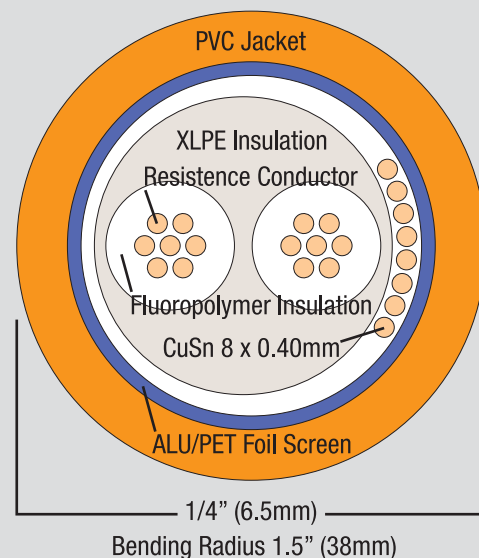
TC & TCM Concrete Installation



TC & TCM Sand Bed Installation



TC & TCM Cable Construction



Thermal Storage Cable



Model Code:

TC 24 6 -60
A B C D

A: Thermal Storage Cable

B: 24 - 240V

C: Watts per foot

D: Linear Length in feet

TC Series Thermal Storage Cable is designed for a variety of floor heating applications, heating floors efficiently during on and off peak hours.

TC Thermal Storage Cable Features

- For use in concrete
- 6 Watts/Ft.
- 20 Ft. cold lead
- Tefzel® Insulation, PVC Jacket
- Emits zero EMFs (electromagnetic fields)
- Low operating costs, durable construction
- Single point connection, 10 year warranty
- Low memory design, cable stays flat



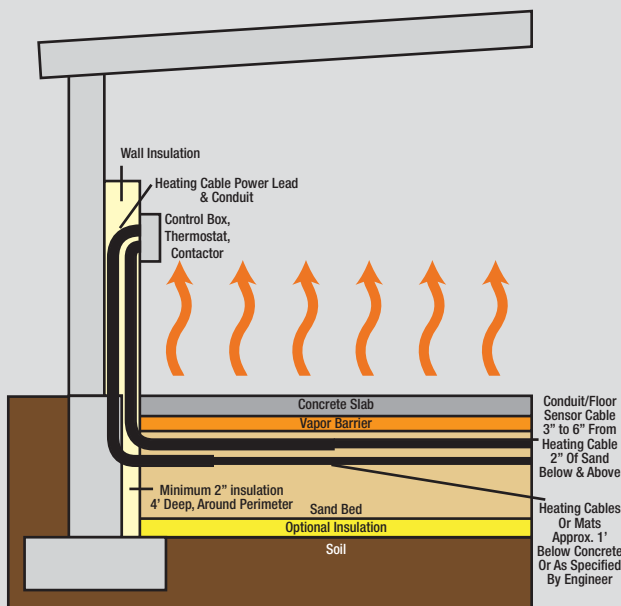
240V

MODEL	UPC	VOLTS	CABLE LENGTH	(5"SPACING-14W/SQ. FT.)	(6"SPACING-12W/SQ. FT.)	WATTS (6 W/FT.)	AMPS
TC246-60	42224	240	60 FT. 18.3 M	25 SQ. FT.	30 SQ. FT.	344	1.4
TC246-90	42225	240	90 FT. 27.4 M	35 SQ. FT.	45 SQ. FT.	515	2.1
TC246-115	42226	240	115 FT. 35.1 M	50 SQ. FT.	60 SQ. FT.	683	2.8
TC246-145	42227	240	145 FT. 44.2 M	60 SQ. FT.	75 SQ. FT.	852	3.6
TC246-175	42228	240	175 FT. 53.3 M	75 SQ. FT.	90 SQ. FT.	1026	4.3
TC246-210	42229	240	210 FT. 64.0 M	90 SQ. FT.	105 SQ. FT.	1226	5.1
TC246-240	42230	240	240 FT. 73.2 M	100 SQ. FT.	120 SQ. FT.	1395	5.8
TC246-300	42231	240	300 FT. 91.4 M	125 SQ. FT.	150 SQ. FT.	1735	7.2
TC246-355	42232	240	355 FT. 108.2 M	150 SQ. FT.	180 SQ. FT.	2072	8.6
TC246-415	42233	240	415 FT. 126.5 M	170 SQ. FT.	205 SQ. FT.	2410	10
TC246-470	42234	240	470 FT. 143.3 M	195 SQ. FT.	235 SQ. FT.	2756	11.5
TC246-530	42235	240	530 FT. 161.5 M	220 SQ. FT.	265 SQ. FT.	3097	12.9
TC246-595	42236	240	595 FT. 181.4 M	250 SQ. FT.	295 SQ. FT.	3470	14.5

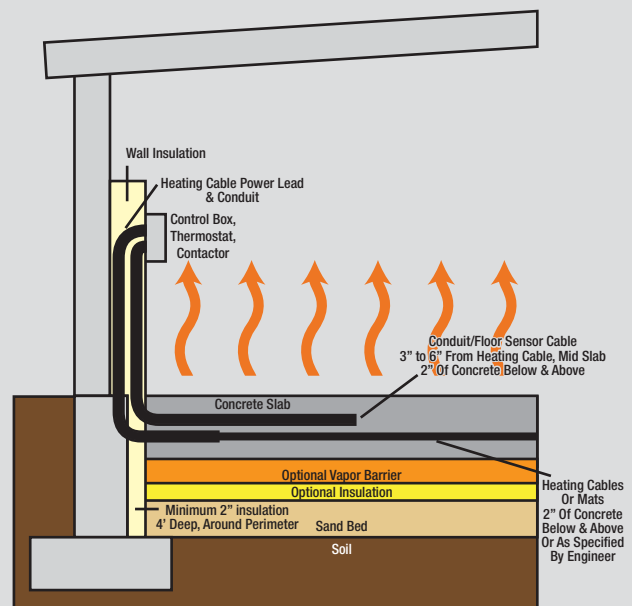
More voltages available. Call for additional information

****GFCI Thermostats must always be used with King heating cable systems.**

TC & TCM Sand Bed Installation



TC & TCM Concrete Installation



Thermal Storage Mats



Model Code:

TCM 24 14 24 -12
A B C D E

A: Thermal Storage Mat

B: 24 - 240V

C: Watts per Sq/Ft

D: Width of Mat

E: Mat Length

TCM Series Thermal Storage Mat is designed for a variety of floor heating applications, heating floors efficiently during on and off peak hours.

TCM Thermal Storage 240V Mat Features

- For use in concrete/Single point connection
- 20 Ft. Cold Lead
- Low operating costs, 10 year warranty

- Emits zero EMFs (electromagnetic fields)
- Durable construction: Tefzel® Insulation, PVC Jacket
- Low memory design, cable stays flat



24"
240V

MODEL (24" WIDE)	UPC (093319)	MAT LENGTH	HEATED AREA (5" SPACING)	WATTS (14 W/FT ²)	AMPS
TCM241424-12	42252	12.5 FT.	25.0 SQ. FT.	350	1.4
TCM241424-18	42253	18.8 FT.	37.5 SQ. FT.	525	2.1
TCM241424-24	42254	24.0 FT.	47.9 SQ. FT.	671	2.8
TCM241424-30	42255	30.2 FT.	60.4 SQ. FT.	846	3.6
TCM241424-36	42256	36.5 FT.	72.9 SQ. FT.	1021	4.3
TCM241424-43	42257	43.8 FT.	87.5 SQ. FT.	1225	5.1
TCM241424-50	42258	50.0 FT.	100.0 SQ. FT.	1400	5.8
TCM241424-62	42259	62.5 FT.	125.0 SQ. FT.	1750	7.2
TCM241424-74	42260	74.0 FT.	147.9 SQ. FT.	2071	8.6
TCM241424-86	42261	86.5 FT.	172.9 SQ. FT.	2421	10.0
TCM241424-97	42262	97.9 FT.	195.8 SQ. FT.	2742	11.5
TCM241424-110	42263	110.4 FT.	220.8 SQ. FT.	3092	12.9
TCM241424-124	42264	124.0 FT.	247.9 SQ. FT.	3471	14.5
TCM241424-141	42265	141.7 FT.	283.3 SQ. FT.	3966	16.6

MODEL (24" WIDE)	UPC (093319)	MAT LENGTH	HEATED AREA (6" SPACING)	WATTS (12 W/FT ²)	AMPS
TCM241224-15	42238	15.0 FT.	30.0 SQ. FT.	360	1.4
TCM241224-22	42239	22.5 FT.	45.0 SQ. FT.	540	2.1
TCM241224-28	42240	28.8 FT.	57.5 SQ. FT.	690	2.8
TCM241224-36	42241	36.3 FT.	72.5 SQ. FT.	870	3.6
TCM241224-43	42242	43.8 FT.	87.5 SQ. FT.	1050	4.3
TCM241224-52	42243	52.5 FT.	105.0 SQ. FT.	1260	5.1
TCM241224-60	42244	60.0 FT.	120.0 SQ. FT.	1440	5.8
TCM241224-75	42245	75.0 FT.	150.0 SQ. FT.	1800	7.2
TCM241224-88	42246	88.8 FT.	177.5 SQ. FT.	2130	8.6
TCM241224-103	42247	103.8 FT.	207.5 SQ. FT.	2490	10.0
TCM241224-117	42248	117.5 FT.	235.0 SQ. FT.	2820	11.5
TCM241224-132	42249	132.5 FT.	265.0 SQ. FT.	3180	12.9
TCM241224-148	42250	148.8 FT.	297.5 SQ. FT.	3570	14.5
TCM241224-170	42251	170.0 FT.	340.0 SQ. FT.	4080	16.6

30"
240V

MODEL (30" WIDE)	UPC (093319)	MAT LENGTH	HEATED AREA (5" SPACING)	WATTS (14 W/FT ²)	AMPS
TCM241430-10	42280	10.0 FT.	25.0 SQ. FT.	350	1.4
TCM241430-15	42281	15.0 FT.	37.5 SQ. FT.	525	2.1
TCM241430-19	42282	19.2 FT.	47.9 SQ. FT.	671	2.8
TCM241430-24	42283	24.2 FT.	60.4 SQ. FT.	846	3.6
TCM241430-29	42284	29.2 FT.	72.9 SQ. FT.	1021	4.3
TCM241430-35	42285	35.0 FT.	87.5 SQ. FT.	1225	5.1
TCM241430-40	42286	40.0 FT.	100.0 SQ. FT.	1400	5.8
TCM241430-50	42287	50.0 FT.	125.0 SQ. FT.	1750	7.2
TCM241430-59	42288	59.2 FT.	147.9 SQ. FT.	2071	8.6
TCM241430-69	42289	69.2 FT.	172.9 SQ. FT.	2421	10.0
TCM241430-78	42290	78.3 FT.	195.8 SQ. FT.	2742	11.5
TCM241430-88	42291	88.3 FT.	220.8 SQ. FT.	3092	12.9
TCM241430-99	42292	99.2 FT.	247.9 SQ. FT.	3471	14.5
TCM241430-113	42293	113.3 FT.	283.3 SQ. FT.	3966	16.6

MODEL (30" WIDE)	UPC (093319)	MAT LENGTH	HEATED AREA (6" SPACING)	WATTS (12 W/FT ²)	AMPS
TCM241230-12	42266	12.0 FT.	30.0 SQ. FT.	360	1.4
TCM241230-18	42267	18.0 FT.	45.0 SQ. FT.	540	2.1
TCM241230-23	42268	23.0 FT.	57.5 SQ. FT.	690	2.8
TCM241230-29	42269	29.0 FT.	72.5 SQ. FT.	870	3.6
TCM241230-35	42270	35.0 FT.	87.5 SQ. FT.	1050	4.3
TCM241230-42	42271	42.0 FT.	105.0 SQ. FT.	1260	5.1
TCM241230-48	42272	48.0 FT.	120.0 SQ. FT.	1440	5.8
TCM241230-60	42273	60.0 FT.	150.0 SQ. FT.	1800	7.2
TCM241230-71	42274	71.0 FT.	177.5 SQ. FT.	2130	8.6
TCM241230-83	42275	83.0 FT.	207.5 SQ. FT.	2490	10.0
TCM241230-94	42276	94.0 FT.	235.0 SQ. FT.	2820	11.5
TCM241230-106	42277	106.0 FT.	265.0 SQ. FT.	3180	12.9
TCM241230-119	42278	119.0 FT.	297.5 SQ. FT.	3570	14.5
TCM241230-136	42279	136.0 FT.	340.0 SQ. FT.	4080	16.6

36"
240V

MODEL (36" WIDE)	UPC (093319)	MAT LENGTH	HEATED AREA (5" SPACING)	WATTS (14 W/FT ²)	AMPS
TCM241436-8	42308	8.3 FT.	25.0 SQ. FT.	350	1.4
TCM241436-12	42309	12.5 FT.	37.5 SQ. FT.	525	2.1
TCM241436-16	42310	16.0 FT.	47.9 SQ. FT.	671	2.8
TCM241436-20	42311	20.1 FT.	60.4 SQ. FT.	846	3.6
TCM241436-24	42312	24.3 FT.	72.9 SQ. FT.	1021	4.3
TCM241436-29	42313	29.2 FT.	87.5 SQ. FT.	1225	5.1
TCM241436-33	42314	33.3 FT.	100.0 SQ. FT.	1400	5.8
TCM241436-41	42315	41.7 FT.	125.0 SQ. FT.	1750	7.2
TCM241436-49	42316	49.3 FT.	147.9 SQ. FT.	2071	8.6
TCM241436-57	42317	57.6 FT.	172.9 SQ. FT.	2421	10.0
TCM241436-65	42318	65.3 FT.	195.8 SQ. FT.	2742	11.5
TCM241436-73	42319	73.6 FT.	220.8 SQ. FT.	3092	12.9
TCM241436-82	42320	82.6 FT.	247.9 SQ. FT.	3471	14.5
TCM241436-94	42321	94.4 FT.	283.3 SQ. FT.	3967	16.6

MODEL (36" WIDE)	UPC (093319)	MAT LENGTH	HEATED AREA (6" SPACING)	WATTS (12 W/FT ²)	AMPS
TCM241236-10	42294	10.0 FT.	30.0 SQ. FT.	360	1.4
TCM241236-15	42295	15.0 FT.	45.0 SQ. FT.	540	2.1
TCM241236-19	42296	19.2 FT.	57.5 SQ. FT.	690	2.8
TCM241236-24	42297	24.2 FT.	72.5 SQ. FT.	870	3.6
TCM241236-29	42298	29.2 FT.	87.5 SQ. FT.	1050	4.3
TCM241236-35	42299	35.0 FT.	105.0 SQ. FT.	1260	5.1
TCM241236-40	42300	40.0 FT.	120.0 SQ. FT.	1440	5.8
TCM241236-50	42301	50.0 FT.	150.0 SQ. FT.	1800	7.2
TCM241236-59	42302	59.2 FT.	177.5 SQ. FT.	2130	8.6
TCM241236-69	42303	69.2 FT.	207.5 SQ. FT.	2490	10.0
TCM241236-78	42304	78.3 FT.	235.0 SQ. FT.	2820	11.5
TCM241236-88	42305	88.3 FT.	265.0 SQ. FT.	3180	12.9
TCM241236-99	42306	99.2 FT.	297.5 SQ. FT.	3570	14.5
TCM241236-113	42307	113.3 FT.	340.0 SQ. FT.	4080	16.6

Snow Melt



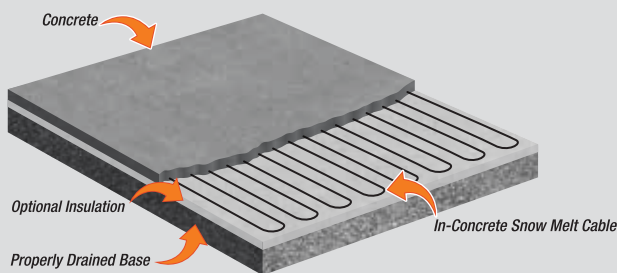
Snow Melt Systems

King's Snow Melt Systems are great solutions to stay ahead of the snow and ice when winter arrives. On-demand snow melt improves the safety of driveways, sidewalks, stairs and other outdoor foot-traffic areas, keeping them free from the dangers of ice. Keep your home or business safe and accessible all year long.

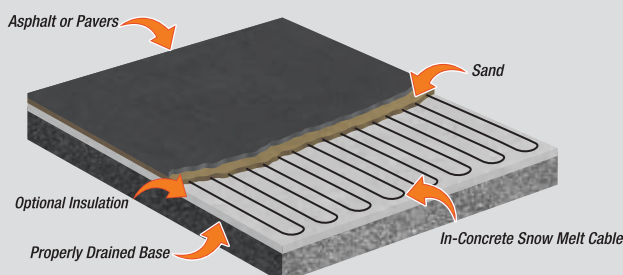
SCM Series Mats offer the easiest solution to snow and ice build-up, providing pre-fabricated mats at 50W/SqFt (3" spacing) that can be rolled out prior to the concrete slab being poured. Whether you are heating concrete, asphalt or pavers the SCM will keep your area clear and safe to walk on.

SC Series Cable offers a custom in-concrete layout solution to snow and ice build-up, and can be installed to fit any individual application. Cable can be spaced to allow between 37W/Sq.Ft.-50W/Sq.Ft. (3" or 4" spacing) depending on the application. Heating concrete, asphalt or pavers with the SC will keep your area free from snow build up and formation of ice.

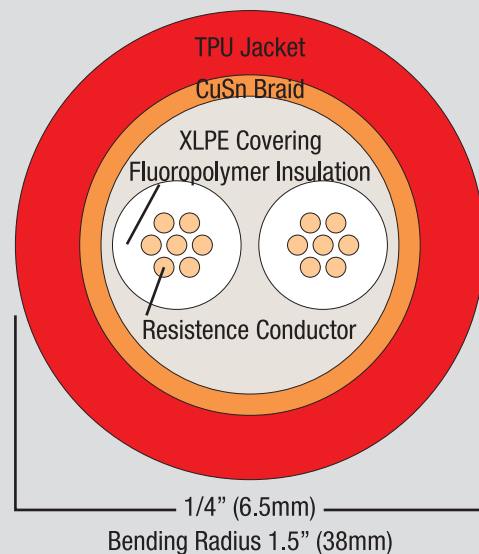
SC & SCM Concrete Installation



SC & SCM Asphalt/Paver Installation



SC & SCM Cable Construction



Snow Melt Cable



SC Series Snow Melt Cable is designed for a variety of cold weather applications, melting snow and ice for improved safety conditions.

SC Snow Melt Cable Features

- For use in concrete, asphalt and under pavers
- For use in sidewalks, driveways, stairs, ramps, etc.
- 20 Ft. Cold Lead
- Twin conductor
- Emits zero EMFs (electromagnetic fields)
- Single point connection, 10 year warranty
- Tefzel® Insulation, TPU Jacket



Model Code:

SC 20 12 -35
A B C D

A: Snow Melt Cable

B: 20 -208V

24 - 240V

48 - 480V

C: Watts per foot

D: Linear Length in feet

	MODEL	UPC	VOLTS	CABLE LENGTH	(3" SPACING-50W/SQ.FT.)	(4" SPACING-37W/SQ.FT.)	WATTS (12W/FT.)	AMPS
208V	SC2012-35	42000	208	35 FT. 10.7 M	9 SQ. FT.	12 SQ. FT.	420	2.0
	SC2012-50	42001	208	50 FT. 15.2 M	13 SQ. FT.	17 SQ. FT.	600	2.9
	SC2012-70	42002	208	70 FT. 21.3 M	18 SQ. FT.	23 SQ. FT.	840	4.0
	SC2012-85	42003	208	85 FT. 25.9 M	21 SQ. FT.	28 SQ. FT.	1020	4.9
	SC2012-105	42004	208	105 FT. 32.0 M	26 SQ. FT.	35 SQ. FT.	1260	6.1
	SC2012-125	42005	208	125 FT. 38.1 M	31 SQ. FT.	42 SQ. FT.	1500	7.2
	SC2012-145	42006	208	145 FT. 44.2 M	36 SQ. FT.	48 SQ. FT.	1740	8.4
	SC2012-160	42007	208	160 FT. 48.8 M	40 SQ. FT.	53 SQ. FT.	1920	9.2
	SC2012-180	42008	208	180 FT. 54.9 M	45 SQ. FT.	60 SQ. FT.	2160	10.4
	SC2012-210	42009	208	210 FT. 64.0 M	53 SQ. FT.	70 SQ. FT.	2520	12.1
	SC2012-245	42010	208	245 FT. 74.7 M	61 SQ. FT.	82 SQ. FT.	2940	14.1
	SC2012-280	42011	208	280 FT. 85.3 M	70 SQ. FT.	93 SQ. FT.	3360	16.2
	SC2012-320	42012	208	320 FT. 97.5 M	80 SQ. FT.	107 SQ. FT.	3840	18.5
	SC2012-355	42013	208	355 FT. 108.2 M	89 SQ. FT.	118 SQ. FT.	4220	20.5
	SC2012-410	42014	208	410 FT. 125.0 M	103 SQ. FT.	137 SQ. FT.	4920	23.7
SC2012-460	42015	208	460 FT. 140.2 M	115 SQ. FT.	153 SQ. FT.	5520	26.5	

	MODEL	UPC	VOLTS	CABLE LENGTH	(3" SPACING-50W/SQ.FT.)	(4" SPACING-37W/SQ.FT.)	WATTS (12W/FT.)	AMPS
240V	SC2412-40	42016	240	40 FT. 12.2 M	10 SQ. FT.	13 SQ. FT.	480	2.0
	SC2412-60	42017	240	60 FT. 18.3 M	15 SQ. FT.	20 SQ. FT.	720	3.0
	SC2412-80	42018	240	80 FT. 24.4 M	20 SQ. FT.	27 SQ. FT.	960	4.0
	SC2412-100	42019	240	100 FT. 30.5 M	25 SQ. FT.	33 SQ. FT.	1200	5.0
	SC2412-120	42020	240	120 FT. 36.6 M	30 SQ. FT.	40 SQ. FT.	1440	6.0
	SC2412-145	42021	240	145 FT. 44.2 M	36 SQ. FT.	48 SQ. FT.	1740	7.3
	SC2412-165	42022	240	165 FT. 50.3 M	41 SQ. FT.	55 SQ. FT.	1980	8.3
	SC2412-185	42023	240	185 FT. 56.4 M	46 SQ. FT.	62 SQ. FT.	2220	9.3
	SC2412-205	42024	240	205 FT. 62.5 M	51 SQ. FT.	68 SQ. FT.	2460	10.3
	SC2412-245	42025	240	245 FT. 74.7 M	61 SQ. FT.	82 SQ. FT.	2940	12.3
	SC2412-285	42026	240	285 FT. 86.9 M	71 SQ. FT.	95 SQ. FT.	3420	14.3
	SC2412-325	42027	240	325 FT. 99.1 M	81 SQ. FT.	108 SQ. FT.	3900	16.3
	SC2412-370	42028	240	370 FT. 112.8 M	93 SQ. FT.	123 SQ. FT.	4440	18.5
	SC2412-410	42029	240	410 FT. 125.0 M	103 SQ. FT.	137 SQ. FT.	4920	20.5
	SC2412-475	42030	240	475 FT. 144.8 M	119 SQ. FT.	158 SQ. FT.	5700	23.8
SC2412-535	42031	240	535 FT. 163.1 M	134 SQ. FT.	178 SQ. FT.	6420	26.8	

	MODEL	UPC	VOLTS	CABLE LENGTH	(3" SPACING-50W/SQ.FT.)	(4" SPACING-37W/SQ.FT.)	WATTS (12W/FT.)	AMPS
480V	SC4812-80	42469	480	80 FT. 24.4 M	20 SQ. FT.	26.7 SQ. FT.	995	2.1
	SC4812-200	42470	480	200 FT. 61.0 M	50 SQ. FT.	66.7 SQ. FT.	2460	5.1
	SC4812-330	42471	480	330 FT. 100.6 M	82.5 SQ. FT.	110.0 SQ. FT.	4030	8.4
	SC4812-490	42472	480	490 FT. 149.4 M	122.5 SQ. FT.	163.3 SQ. FT.	5990	12.5
	SC4812-735	42473	480	735 FT. 224.0 M	183.8 SQ. FT.	245.0 SQ. FT.	8950	18.6
	SC4812-820	42474	480	820 FT. 249.9 M	205.0 SQ. FT.	273.3 SQ. FT.	10010	20.9
SC4812-940	42475	480	940 FT. 286.5 M	235.0 SQ. FT.	313.3 SQ. FT.	11475	23.9	

More voltages available. Call for additional information

Controls and thermostats should always be used with King heating cable systems.

ACCESSORIES

SCS1

25' Metal Cable Strapping for installation on existing concrete slab

Snow Melt Mats



Model Code:

SCM 20 48 24 -5
A B C D E

A: Snow Melt Mat

B: 20 - 208V

24 - 240V

48 - 480V

C: Watts per Sq/Ft

D: Width of Mat

E: Mat Length

SCM Series Snow Melt Mat is designed for melting snow and ice for improved safety conditions.

SCM Snow Melt 208V Mat Features

- 20 Ft. Cold Lead, for use in concrete, asphalt & under pavers
- Single point connection, 10 year warranty
- Use in sidewalks, driveways, stairs, ramps, etc.
- Tefzel® Insulation, TPU Jacket, Emits zero EMFs

24" 208V

MODEL (24" WIDE)	UPC (093319)	MAT LENGTH	HEATED AREA (3" SPACING)	WATTS (48 W/FT²)	AMPS
SCM204824-4	42032	4.4 FT.	8.8 SQ. FT.	420	2.0
SCM204824-6	42033	6.3 FT.	12.5 SQ. FT.	600	2.9
SCM204824-8	42034	8.8 FT.	17.5 SQ. FT.	840	4.0
SCM204824-10	42035	10.6 FT.	21.3 SQ. FT.	1020	4.9
SCM204824-13	42036	13.1 FT.	26.3 SQ. FT.	1260	6.1
SCM204824-15	42037	15.6 FT.	31.3 SQ. FT.	1500	7.2
SCM204824-18	42038	18.1 FT.	36.3 SQ. FT.	1740	8.4
SCM204824-20	42039	20.0 FT.	40.0 SQ. FT.	1920	9.2
SCM204824-22	42040	22.5 FT.	45.0 SQ. FT.	2160	10.4
SCM204824-26	42041	26.3 FT.	52.5 SQ. FT.	2520	12.1
SCM204824-30	42042	30.6 FT.	61.3 SQ. FT.	2940	14.1
SCM204824-35	42043	35.0 FT.	70.0 SQ. FT.	3360	16.2
SCM204824-40	42044	40.0 FT.	80.0 SQ. FT.	3840	18.5
SCM204824-44	42045	44.4 FT.	88.8 SQ. FT.	4260	20.5
SCM204824-51	42046	51.3 FT.	102.5 SQ. FT.	4920	23.7
SCM204824-57	42047	57.5 FT.	115.0 SQ. FT.	5520	26.5

MODEL (24" WIDE)	UPC (093319)	MAT LENGTH	HEATED AREA (4" SPACING)	WATTS (36 W/FT²)	AMPS
SCM203624-5	42048	5.8 FT.	11.7 SQ. FT.	420	2.0
SCM203624-8	42049	8.3 FT.	16.7 SQ. FT.	600	2.9
SCM203624-11	42050	11.7 FT.	23.3 SQ. FT.	840	4.0
SCM203624-14	42051	14.2 FT.	28.3 SQ. FT.	1020	4.9
SCM203624-17	42052	17.5 FT.	35.0 SQ. FT.	1260	6.1
SCM203624-20	42053	20.8 FT.	41.7 SQ. FT.	1500	7.2
SCM203624-24	42054	24.2 FT.	48.3 SQ. FT.	1740	8.4
SCM203624-26	42055	26.7 FT.	53.3 SQ. FT.	1920	9.2
SCM203624-30	42056	30.0 FT.	60.0 SQ. FT.	2160	10.4
SCM203624-35	42057	35.0 FT.	70.0 SQ. FT.	2520	12.1
SCM203624-40	42058	40.8 FT.	81.7 SQ. FT.	2940	14.1
SCM203624-46	42059	46.7 FT.	93.3 SQ. FT.	3360	16.2
SCM203624-53	42060	53.3 FT.	106.7 SQ. FT.	3840	18.5
SCM203624-59	42061	59.2 FT.	118.3 SQ. FT.	4260	20.5
SCM203624-68	42062	68.3 FT.	136.7 SQ. FT.	4920	23.7
SCM203624-76	42063	76.7 FT.	153.3 SQ. FT.	5520	26.5

30" 208V

MODEL (30" WIDE)	UPC (093319)	MAT LENGTH	HEATED AREA (3" SPACING)	WATTS (48 W/FT²)	AMPS
SCM204830-3	42064	3.5 FT.	8.8 SQ. FT.	420	2.0
SCM204830-5	42065	5.0 FT.	12.5 SQ. FT.	600	2.9
SCM204830-7	42066	7.0 FT.	17.5 SQ. FT.	840	4.0
SCM204830-8	42067	8.5 FT.	21.3 SQ. FT.	1020	4.9
SCM204830-10	42068	10.5 FT.	26.3 SQ. FT.	1260	6.1
SCM204830-12	42069	12.5 FT.	31.3 SQ. FT.	1500	7.2
SCM204830-14	42070	14.5 FT.	36.3 SQ. FT.	1740	8.4
SCM204830-16	42071	16.0 FT.	40.0 SQ. FT.	1920	9.2
SCM204830-18	42072	18.0 FT.	45.0 SQ. FT.	2160	10.4
SCM204830-21	42073	21.0 FT.	52.5 SQ. FT.	2520	12.1
SCM204830-24	42074	24.5 FT.	61.3 SQ. FT.	2940	14.1
SCM204830-28	42075	28.0 FT.	70.0 SQ. FT.	3360	16.2
SCM204830-32	42076	32.0 FT.	80.0 SQ. FT.	3840	18.5
SCM204830-35	42077	35.5 FT.	88.8 SQ. FT.	4260	20.5
SCM204830-41	42078	41.0 FT.	102.5 SQ. FT.	4920	23.7
SCM204830-46	42079	46.0 FT.	115.0 SQ. FT.	5520	26.5

MODEL (30" WIDE)	UPC (093319)	MAT LENGTH	HEATED AREA (4" SPACING)	WATTS (36 W/FT²)	AMPS
SCM203630-4	42080	4.7 FT.	11.7 SQ. FT.	420	2.0
SCM203630-6	42081	6.7 FT.	16.7 SQ. FT.	600	2.9
SCM203630-9	42082	9.3 FT.	23.3 SQ. FT.	840	4.0
SCM203630-11	42083	11.3 FT.	28.3 SQ. FT.	1020	4.9
SCM203630-14	42084	14.0 FT.	35.0 SQ. FT.	1260	6.1
SCM203630-16	42085	16.7 FT.	41.7 SQ. FT.	1500	7.2
SCM203630-19	42086	19.3 FT.	48.3 SQ. FT.	1740	8.4
SCM203630-21	42087	21.3 FT.	53.3 SQ. FT.	1920	9.2
SCM203630-24	42088	24.0 FT.	60.0 SQ. FT.	2160	10.4
SCM203630-28	42089	28.0 FT.	70.0 SQ. FT.	2520	12.1
SCM203630-32	42090	32.7 FT.	81.7 SQ. FT.	2940	14.1
SCM203630-37	42091	37.3 FT.	93.3 SQ. FT.	3360	16.2
SCM203630-42	42092	42.7 FT.	106.7 SQ. FT.	3840	18.5
SCM203630-47	42093	47.3 FT.	118.3 SQ. FT.	4260	20.5
SCM203630-54	42094	54.7 FT.	136.7 SQ. FT.	4920	23.7
SCM203630-61	42095	61.3 FT.	153.3 SQ. FT.	5520	26.5

36" 208V

MODEL (36" WIDE)	UPC (093319)	MAT LENGTH	HEATED AREA (3" SPACING)	WATTS (48 W/FT²)	AMPS
SCM204836-2	42096	2.9 FT.	8.8 SQ. FT.	420	2.0
SCM204836-4	42097	4.2 FT.	12.5 SQ. FT.	600	2.9
SCM204836-5	42098	5.8 FT.	17.5 SQ. FT.	840	4.0
SCM204836-7	42099	7.1 FT.	21.3 SQ. FT.	1020	4.9
SCM204836-8	42100	8.8 FT.	26.3 SQ. FT.	1260	6.1
SCM204836-10	42101	10.4 FT.	31.3 SQ. FT.	1500	7.2
SCM204836-12	42102	12.1 FT.	36.3 SQ. FT.	1740	8.4
SCM204836-13	42103	13.3 FT.	40.0 SQ. FT.	1920	9.2
SCM204836-15	42104	15.0 FT.	45.0 SQ. FT.	2160	10.4
SCM204836-17	42105	17.5 FT.	52.5 SQ. FT.	2520	12.1
SCM204836-20	42106	20.4 FT.	61.3 SQ. FT.	2940	14.1
SCM204836-23	42107	23.3 FT.	70.0 SQ. FT.	3360	16.2
SCM204836-26	42108	26.7 FT.	80.0 SQ. FT.	3840	18.5
SCM204836-29	42109	29.6 FT.	88.8 SQ. FT.	4260	20.5
SCM204836-34	42110	34.2 FT.	102.5 SQ. FT.	4920	23.7
SCM204836-38	42111	38.3 FT.	115.0 SQ. FT.	5520	26.5

MODEL (36" WIDE)	UPC (093319)	MAT LENGTH	HEATED AREA (4" SPACING)	WATTS (36 W/FT²)	AMPS
SCM203636-3	42112	3.9 FT.	11.7 SQ. FT.	420	2.0
SCM203636-5	42113	5.6 FT.	16.7 SQ. FT.	600	2.9
SCM203636-7	42114	7.8 FT.	23.3 SQ. FT.	840	4.0
SCM203636-9	42115	9.4 FT.	28.3 SQ. FT.	1020	4.9
SCM203636-11	42116	11.7 FT.	35.0 SQ. FT.	1260	6.1
SCM203636-13	42117	13.9 FT.	41.7 SQ. FT.	1500	7.2
SCM203636-16	42118	16.1 FT.	48.3 SQ. FT.	1740	8.4
SCM203636-17	42119	17.8 FT.	53.3 SQ. FT.	1920	9.2
SCM203636-20	42120	20.0 FT.	60.0 SQ. FT.	2160	10.4
SCM203636-23	42121	23.3 FT.	70.0 SQ. FT.	2520	12.1
SCM203636-27	42122	27.2 FT.	81.7 SQ. FT.	2940	14.1
SCM203636-31	42123	31.1 FT.	93.3 SQ. FT.	3360	16.2
SCM203636-35	42124	35.6 FT.	106.7 SQ. FT.	3840	18.5
SCM203636-39	42125	39.4 FT.	118.3 SQ. FT.	4260	20.5
SCM203636-45	42126	45.6 FT.	136.7 SQ. FT.	4920	23.7
SCM203636-51	42127	51.1 FT.	153.3 SQ. FT.	5520	26.5

Snow Melt Mats



SCM Series Snow Melt Mat is designed for melting snow and ice for improved safety conditions.

SCM Snow Melt 240V Mat Features

- 20 Ft. Cold Lead, for use in concrete, asphalt & under pavers
- 10 year warranty, Emits zero EMFs (electromagnetic fields)
- Use in sidewalks, driveways, stairs, ramps, etc.
- Single point connection, Tefzel® Insulation, TPU Jacket

Model Code:

SCM	20	48	24	-5
A	B	C	D	E
A: Snow Melt Mat				
B: 20 - 208V				
24 - 240V				
48 - 480V				
C: Watts per Sq/Ft				
D: Width of Mat				
E: Mat Length				

24"
240V

MODEL (24" WIDE)	UPC (093319)	MAT LENGTH	HEATED AREA (3" SPACING)	WATTS (48 W/FT²)	AMPS
SCM244824-5	42128	5.0 FT.	10.0 SQ. FT.	480	2.0
SCM244824-7	42129	7.5 FT.	15.0 SQ. FT.	720	3.0
SCM244824-10	42130	10.0 FT.	20.0 SQ. FT.	960	4.0
SCM244824-12	42131	12.5 FT.	25.0 SQ. FT.	1200	5.0
SCM244824-15	42132	15.0 FT.	30.0 SQ. FT.	1440	6.0
SCM244824-18	42133	18.1 FT.	36.3 SQ. FT.	1740	7.3
SCM244824-20	42134	20.6 FT.	41.3 SQ. FT.	1980	8.3
SCM244824-23	42135	23.1 FT.	46.3 SQ. FT.	2220	9.3
SCM244824-25	42136	25.6 FT.	51.3 SQ. FT.	2460	10.3
SCM244824-30	42137	30.6 FT.	61.3 SQ. FT.	2940	12.3
SCM244824-35	42138	35.6 FT.	71.3 SQ. FT.	3420	14.3
SCM244824-40	42139	40.6 FT.	81.3 SQ. FT.	3900	16.3
SCM244824-46	42140	46.3 FT.	92.5 SQ. FT.	4440	18.5
SCM244824-51	42141	51.3 FT.	102.5 SQ. FT.	4920	20.5
SCM244824-59	42142	59.4 FT.	118.8 SQ. FT.	5700	23.8
SCM244824-66	42143	66.9 FT.	133.8 SQ. FT.	6420	26.8

MODEL (24" WIDE)	UPC (093319)	MAT LENGTH	HEATED AREA (4" SPACING)	WATTS (36 W/FT²)	AMPS
SCM243624-6	42144	6.7 FT.	13.3 SQ. FT.	480	2.0
SCM243624-10	42145	10.0 FT.	20.0 SQ. FT.	720	3.0
SCM243624-13	42146	13.3 FT.	26.7 SQ. FT.	960	4.0
SCM243624-16	42147	16.7 FT.	33.3 SQ. FT.	1200	5.0
SCM243624-20	42148	20.0 FT.	40.0 SQ. FT.	1440	6.0
SCM243624-24	42149	24.2 FT.	48.3 SQ. FT.	1740	7.3
SCM243624-27	42150	27.5 FT.	55.0 SQ. FT.	1980	8.3
SCM243624-30	42151	30.8 FT.	61.7 SQ. FT.	2220	9.3
SCM243624-34	42152	34.2 FT.	68.3 SQ. FT.	2460	10.3
SCM243624-40	42153	40.8 FT.	81.7 SQ. FT.	2940	12.3
SCM243624-47	42154	47.5 FT.	95.0 SQ. FT.	3420	14.3
SCM243624-54	42155	54.2 FT.	108.3 SQ. FT.	3900	16.3
SCM243624-61	42156	61.7 FT.	123.3 SQ. FT.	4440	18.5
SCM243624-68	42157	68.3 FT.	136.7 SQ. FT.	4920	20.5
SCM243624-79	42158	79.2 FT.	158.3 SQ. FT.	5700	23.8
SCM243624-89	42159	89.2 FT.	178.3 SQ. FT.	6420	26.8

30"
240V

MODEL (30" WIDE)	UPC (093319)	MAT LENGTH	HEATED AREA (3" SPACING)	WATTS (48 W/FT²)	AMPS
SCM244830-4	42160	4.0 FT.	10.0 SQ. FT.	480	2.0
SCM244830-6	42161	6.0 FT.	15.0 SQ. FT.	720	3.0
SCM244830-8	42162	8.0 FT.	20.0 SQ. FT.	960	4.0
SCM244830-10	42163	10.0 FT.	25.0 SQ. FT.	1200	5.0
SCM244830-12	42164	12.0 FT.	30.0 SQ. FT.	1440	6.0
SCM244830-14	42165	14.5 FT.	36.3 SQ. FT.	1740	7.3
SCM244830-16	42166	16.5 FT.	41.3 SQ. FT.	1980	8.3
SCM244830-18	42167	18.5 FT.	46.3 SQ. FT.	2220	9.3
SCM244830-20	42168	20.5 FT.	51.3 SQ. FT.	2460	10.3
SCM244830-24	42169	24.5 FT.	61.3 SQ. FT.	2940	12.3
SCM244830-28	42170	28.5 FT.	71.3 SQ. FT.	3420	14.3
SCM244830-32	42171	32.5 FT.	81.3 SQ. FT.	3900	16.3
SCM244830-37	42172	37.0 FT.	92.5 SQ. FT.	4440	18.5
SCM244830-41	42173	41.0 FT.	102.5 SQ. FT.	4920	20.5
SCM244830-47	42174	47.5 FT.	118.8 SQ. FT.	5700	23.8
SCM244830-53	42175	53.5 FT.	133.8 SQ. FT.	6420	26.8

MODEL (30" WIDE)	UPC (093319)	MAT LENGTH	HEATED AREA (4" SPACING)	WATTS (36 W/FT²)	AMPS
SCM243630-5	42176	5.3 FT.	13.3 SQ. FT.	480	2.0
SCM243630-8	42177	8.0 FT.	20.0 SQ. FT.	720	3.0
SCM243630-10	42178	10.7 FT.	26.7 SQ. FT.	960	4.0
SCM243630-13	42179	13.3 FT.	33.3 SQ. FT.	1200	5.0
SCM243630-16	42180	16.0 FT.	40.0 SQ. FT.	1440	6.0
SCM243630-19	42181	19.3 FT.	48.3 SQ. FT.	1740	7.3
SCM243630-22	42182	22.0 FT.	55.0 SQ. FT.	1980	8.3
SCM243630-24	42183	24.7 FT.	61.7 SQ. FT.	2220	9.3
SCM243630-27	42184	27.3 FT.	68.3 SQ. FT.	2460	10.3
SCM243630-32	42185	32.7 FT.	81.7 SQ. FT.	2940	12.3
SCM243630-38	42186	38.0 FT.	95.0 SQ. FT.	3420	14.3
SCM243630-43	42187	43.3 FT.	108.3 SQ. FT.	3900	16.3
SCM243630-49	42188	49.3 FT.	123.3 SQ. FT.	4440	18.5
SCM243630-54	42189	54.7 FT.	136.7 SQ. FT.	4920	20.5
SCM243630-69	42190	63.3 FT.	158.3 SQ. FT.	5700	23.8
SCM243630-71	42191	71.3 FT.	178.3 SQ. FT.	6420	26.8

36"
240V

MODEL (36" WIDE)	UPC (093319)	MAT LENGTH	HEATED AREA (3" SPACING)	WATTS (48 W/FT²)	AMPS
SCM244836-3	42192	3.3 FT.	10.0 SQ. FT.	480	2.0
SCM244836-5	42193	5.0 FT.	15.0 SQ. FT.	720	3.0
SCM244836-6	42194	6.7 FT.	20.0 SQ. FT.	960	4.0
SCM244836-8	42195	8.3 FT.	25.0 SQ. FT.	1200	5.0
SCM244836-10	42196	10.0 FT.	30.0 SQ. FT.	1440	6.0
SCM244836-12	42197	12.1 FT.	36.3 SQ. FT.	1740	7.3
SCM244836-13	42198	13.8 FT.	41.3 SQ. FT.	1980	8.3
SCM244836-15	42199	15.4 FT.	46.3 SQ. FT.	2220	9.3
SCM244836-17	42200	17.1 FT.	51.3 SQ. FT.	2460	10.3
SCM244836-20	42201	20.4 FT.	61.3 SQ. FT.	2940	12.3
SCM244836-23	42202	23.8 FT.	71.3 SQ. FT.	3420	14.3
SCM244836-27	42203	27.1 FT.	81.3 SQ. FT.	3900	16.3
SCM244836-30	42204	30.8 FT.	92.5 SQ. FT.	4440	18.5
SCM244836-34	42205	34.2 FT.	102.5 SQ. FT.	4920	20.5
SCM244836-39	42206	39.6 FT.	118.8 SQ. FT.	5700	23.8
SCM244836-44	42207	44.6 FT.	133.8 SQ. FT.	6420	26.8

MODEL (36" WIDE)	UPC (093319)	MAT LENGTH	HEATED AREA (4" SPACING)	WATTS (36 W/FT²)	AMPS
SCM243636-4	42208	4.4 FT.	13.3 SQ. FT.	480	2.0
SCM243636-6	42209	6.7 FT.	20.0 SQ. FT.	720	3.0
SCM243636-8	42210	8.9 FT.	26.7 SQ. FT.	960	4.0
SCM243636-11	42211	11.1 FT.	33.3 SQ. FT.	1200	5.0
SCM243636-13	42212	13.3 FT.	40.0 SQ. FT.	1440	6.0
SCM243636-16	42213	16.1 FT.	48.3 SQ. FT.	1740	7.3
SCM243636-18	42214	18.3 FT.	55.0 SQ. FT.	1980	8.3
SCM243636-20	42215	20.6 FT.	61.7 SQ. FT.	2220	9.3
SCM243636-22	42216	22.8 FT.	68.3 SQ. FT.	2460	10.3
SCM243636-27	42217	27.2 FT.	81.7 SQ. FT.	2940	12.3
SCM243636-31	42218	31.7 FT.	95.0 SQ. FT.	3420	14.3
SCM243636-36	42219	36.1 FT.	108.3 SQ. FT.	3900	16.3
SCM243636-41	42220	41.1 FT.	123.3 SQ. FT.	4440	18.5
SCM243636-45	42221	45.6 FT.	136.7 SQ. FT.	4920	20.5
SCM243636-52	42222	52.8 FT.	158.3 SQ. FT.	5700	23.8
SCM243636-59	42223	59.4 FT.	178.3 SQ. FT.	6420	26.8

Snow Melt Mats



Model Code:

SCM	20	48	24	-5
A	B	C	D	E

A: Snow Melt Mat

B: 20 - 208V

24 - 240V

48 - 480V

C: Watts per Sq/Ft

D: Width of Mat

E: Mat Length



SCM Series Snow Melt Mat is designed for melting snow and ice for improved safety conditions.

SCM Snow Melt 480V Mat Features

- 20 Ft. Cold Lead, for use in concrete, asphalt & under pavers
- 10 year warranty, Emits zero EMFs (electromagnetic fields)
- Use in sidewalks, driveways, stairs, ramps, etc.
- Single point connection, Tefzel® Insulation, TPU Jacket

	MODEL	UPC	MAT	HEATED AREA	WATTS	MODEL	UPC	MAT	HEATED AREA	WATTS
	(24" WIDE)	(093319)	LENGTH	(3" SPACING)	(48 W/FT²)	(24" WIDE)	(093319)	LENGTH	(4" SPACING)	(36 W/FT²)
24" 480V	SCM484824-10	42448	10.0 FT.	20.0 SQ. FT.	960	SCM483624-13	42427	13.3 FT.	26.7 SQ. FT.	960
	SCM484824-25	42449	25.0 FT.	50.0 SQ. FT.	2400	SCM483624-33	42428	33.3 FT.	66.7 SQ. FT.	2400
	SCM484824-41	42450	41.3 FT.	82.5 SQ. FT.	3960	SCM483624-55	42429	55.0 FT.	110.0 SQ. FT.	3960
	SCM484824-61	42451	61.3 FT.	122.5 SQ. FT.	5880	SCM483624-81	42430	81.7 FT.	163.3 SQ. FT.	5880
	SCM484824-91	42452	91.9 FT.	183.8 SQ. FT.	8820	SCM483624-122	42431	122.5 FT.	245.0 SQ. FT.	8820
	SCM484824-102	42453	102.5 FT.	205.0 SQ. FT.	9840	SCM483624-136	42432	136.7 FT.	273.3 SQ. FT.	9840
	SCM484824-117	42454	117.5 FT.	235.0 SQ. FT.	11280	SCM483624-156	42433	156.7 FT.	313.3 SQ. FT.	11280
30" 480V	MODEL	UPC	MAT	HEATED AREA	WATTS	MODEL	UPC	MAT	HEATED AREA	WATTS
	(30" WIDE)	(093319)	LENGTH	(3" SPACING)	(48 W/FT²)	(30" WIDE)	(093319)	LENGTH	(4" SPACING)	(36 W/FT²)
	SCM484830-82	42455	8.0 FT.	20.0 SQ. FT.	960	SCM483630-10	42434	10.7 FT.	26.7 SQ. FT.	960
	SCM484830-20	42456	20.0 FT.	50.0 SQ. FT.	2400	SCM483630-26	42435	26.7 FT.	66.7 SQ. FT.	2400
	SCM484830-33	42457	33.0 FT.	82.5 SQ. FT.	3960	SCM483630-44	42436	44.0 FT.	110.0 SQ. FT.	3960
	SCM484830-49	42458	49.0 FT.	122.5 SQ. FT.	5880	SCM483630-65	42437	65.3 FT.	163.3 SQ. FT.	5880
	SCM484830-73	42459	73.0 FT.	183.8 SQ. FT.	8820	SCM483630-98	42438	98.0 FT.	245.0 SQ. FT.	8820
SCM484830-82	42160	82.0 FT.	205.0 SQ. FT.	9840	SCM483630-109	42439	109.3 FT.	273.3 SQ. FT.	9840	
SCM484830-94	42461	94.0 FT.	235.0 SQ. FT.	11280	SCM483630-125	42440	125.3 FT.	313.3 SQ. FT.	11280	
36" 480V	MODEL	UPC	MAT	HEATED AREA	WATTS	MODEL	UPC	MAT	HEATED AREA	WATTS
	(36" WIDE)	(093319)	LENGTH	(3" SPACING)	(48 W/FT²)	(36" WIDE)	(093319)	LENGTH	(4" SPACING)	(36 W/FT²)
	SCM484836-6	42462	6.7 FT.	20.0 SQ. FT.	960	SCM483636-8	42441	8.9 FT.	26.7 SQ. FT.	960
	SCM484836-16	42463	16.7 FT.	50.0 SQ. FT.	2400	SCM483636-22	42442	22.2 FT.	66.7 SQ. FT.	2400
	SCM484836-27	42464	27.5 FT.	82.5 SQ. FT.	3960	SCM483636-36	42443	36.7 FT.	110.0 SQ. FT.	3960
	SCM484836-40	42465	40.8 FT.	122.5 SQ. FT.	5880	SCM483636-54	42444	54.4 FT.	163.3 SQ. FT.	5880
	SCM484836-61	42466	61.3 FT.	183.8 SQ. FT.	8820	SCM483636-81	42445	81.7 FT.	245.0 SQ. FT.	8820
SCM484836-68	42467	68.3 FT.	205.0 SQ. FT.	9840	SCM483636-91	42446	91.1 FT.	273.3 SQ. FT.	9840	
SCM484836-78	42468	78.3 FT.	235.0 SQ. FT.	11280	SCM483636-104	42447	104.4 FT.	313.3 SQ. FT.	11280	

More voltages available. Call for additional information

****Controls and thermostats should always be used with King heating cable systems.**

Pipe Freeze Protection



Pipe Freeze Protection Systems

King's Pipe Freeze Protection systems ensure that your pipes remain clear of ice and water continues to flow all winter long. Easy installation makes the process go quickly so you can be prepared long before winter arrives. Perfect for residential, commercial or industrial applications.

SRP Series Self-Regulating Pre-Assembled Heating Cable is designed for a variety of pipe freeze protection applications. The cable is constructed so that it will not burn out or overheat when overlapped, and can be used on metal and plastic pipes. The cable is pre-terminated with a 30 inch cold lead.

SR Series Self-Regulating Heating Cable is designed for commercial and industrial pipe trace applications. The cable is constructed so that it will not burn out or overheat when overlapped, and can be used on metal and plastic pipes. The cable is available in 100 and 250 ft coils and also 500 and 1,000 ft reels.

CWP Series Constant Wattage Pipe Trace Heating Cable is designed to prevent pipes from freezing, keeping water flowing down to -40°F. Operating at 7W per linear foot, it has an integrated energy-saving thermostat for efficient use and a power indicator light in the plug. The CWP is pre-assembled and ready to install on metal and plastic pipes.

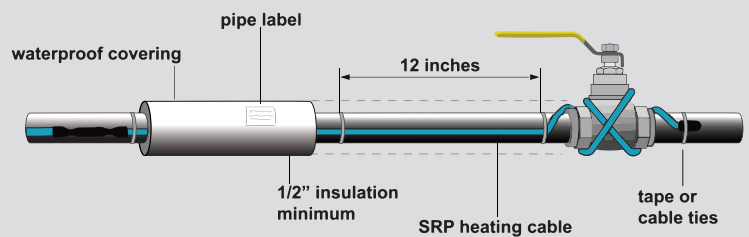
SR/SRP Cable



Cable Construction Table

Outer Jacket	Rugged polyolefin UV jacket
Outer Jacket (-CT)*	Fluoropolymer jacket
Ground Braid	Tinned copper
Inner Jacket	Flame retardent thermoplastic
Core	Self-regulating semi-conductive core
Bus Wire	16 gauge tinned copper
Bending Radius	1" (24mm)

SR/SRP Application



CWP Application



Pre-Assembled Self-Regulating Pipe Trace Cable

Pre-Assembled



Model Code:

SCM 12 6 -6
A B C D

A: Pre-Assembled Self Reg.

B: 12 - 120V

24 - 240V

C: Watts per foot

D: Linear Length in feet

120 Volt - Grounded Plug

SRP Series Self-Regulating Pre-Assembled Heating Cable is designed for a variety of pipe freeze protection applications.

SRP Self-Regulating Pre-Assembled Heating Cable Features

- Pre-terminated with 30 inch grounded plug and end splice
- Suitable for use on metal and plastic pipes
- 2 year warranty
- Cable will not overheat or burn out when overlapped
- 16 gauge heating cable bus wire
- 6 w/ft at 40°F (5°C)



120V

MODEL	UPC	LENGTH	VOLTS	WATTS*
SRP126-6	40400	6 FT.	120	36
SRP126-12	40402	12 FT.	120	72
SRP126-18	40404	18 FT.	120	108
SRP126-24	40406	24 FT.	120	144
SRP126-37	48711	37.5 FT.	120	225
SRP126-50	40408	50 FT.	120	300
SRP126-62	48712	62.5 FT.	120	375
SRP126-75	40410	75 FT.	120	450
SRP126-87	48713	87.5 FT.	120	525
SRP126-100	40412	100 FT.	120	600
SRP126-125	48714	125 FT.	120	750
SRP126-150	48715	150 FT.	120	900

*Wattage rating for pipe freeze protection application is 6 w/ft determined at 40°F (5°C).



240V - Cold Leads

SRP Series Self-Regulating Pre-Assembled Heating Cable is designed for a variety of pipe freeze protection applications.

SRP Self-Regulating Pre-Assembled Heating Cable Features

- Pre-terminated with 30 inch grounded plug and end splice
- Suitable for use on metal and plastic pipes
- 2 year warranty
- Cable will not overheat or burn out when overlapped
- 16 gauge heating cable bus wire
- 6 w/ft at 40°F (5°C)



240V

MODEL	UPC	LENGTH	VOLTS	WATTS*
SRP246-6	42373	6 FT.	240	36
SRP246-12	42374	12 FT.	240	72
SRP246-18	42375	18 FT.	240	108
SRP246-24	42376	24 FT.	240	144
SRP246-37	48716	37.5 FT.	240	225
SRP246-50	42377	50 FT.	240	300
SRP246-62	48717	62.5 FT.	240	375
SRP246-75	42378	75 FT.	240	450
SRP246-87	48718	87.5 FT.	240	525
SRP246-100	42379	100 FT.	240	600
SRP246-125	48719	125 FT.	240	750
SRP246-150	48720	150 FT.	240	900
SRP246-175	48721	175 FT.	240	1050
SRP246-200	48722	200 FT.	240	1200

*Wattage rating for pipe freeze protection application is 6 w/ft determined at 40°F (5°C).

Constant Wattage Pipe Trace Cable



Model Code:

CWP 021 -3
A B C

A: Constant Wattage
B: Watts
C: Linear Length in feet

CWP Series Constant Wattage Pipe Freeze Protection Cable is designed to prevent pipes from freezing, keeping water flowing to -40°F.

CWP Constant Wattage Pipe Trace Heating Cable Features

- Stops pipe and valve freeze down to -40°F
- Integrated energy-saving thermostat
- Power indicator light in plug
- Pre-assembled and ready to install
- For metal and plastic pipes
- 1 year warranty



120V

MODEL	UPC	LENGTH	VOLTS	WATTS (7 W/FT.)	AMPS
CWP021-3	48634	3 FT.	120	21	0.2
CWP042-6	48635	6 FT.	120	42	0.4
CWP063-9	48636	9 FT.	120	63	0.5
CWP084-12	48637	12 FT.	120	84	0.7
CWP105-15	48638	15 FT.	120	105	0.9
CWP126-18	48639	18 FT.	120	126	1.1
CWP168-24	48640	24 FT.	120	168	1.4
CWP210-30	48641	30 FT.	120	210	1.8
CWP280-40	48642	40 FT.	120	280	2.3
CWP420-60	48643	60 FT.	120	420	3.5
CWP560-80	48644	80 FT.	120	560	4.7

****NOTE: Do not overlap cable.**

MODEL	UPC	CWP ACCESSORIES
SRK03	40464	Pipe trace tape (66 ft) and labels

Simply run cable straight along pipe and valves, securing every 6" with quality electrical tape. Plug into a **GFCI** (ground fault protected) electrical outlet and system is ready for use.

Pipe Selection: To select the correct length cable(s) for your application, you must first determine the **Length** and **Diameter** of the pipe to be heated (including valves).

Refer to **Cable Selection Guide** to determine the cable length(s) required for your specific application. Then select the King model number with matching length(s).

Cable length is determined as follows:

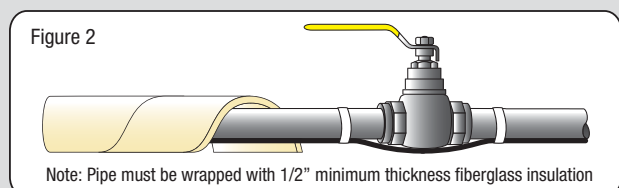
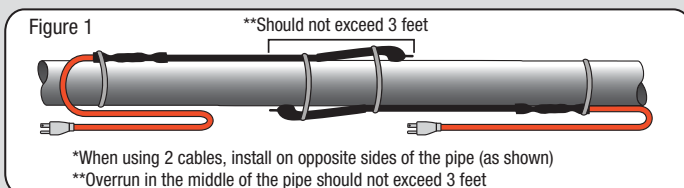
For Pipe 3/4" or less in diameter: Round pipe length down to the nearest 3-foot increment. Cable can be up to 2 feet shorter than pipe.

For Pipe 1" to 1-1/2" in diameter: Cable can not be run shorter than pipe length. Overrun should not exceed 3 feet.

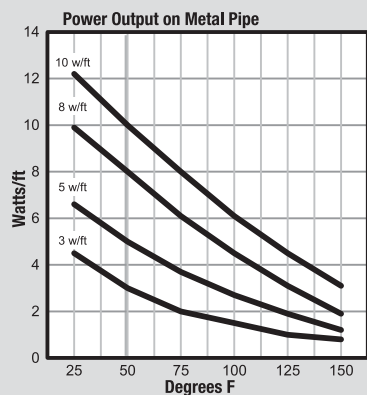
CABLE SELECTION GUIDE

LENGTH OF PIPE		3'	4-5'	6'	7-8'	9'	10-11'	12'	13-14'	15'	16-17'	18'	19-20'	21-23'	24'	25-27'	28-29'	30'	40'	60'	80'
3/8"-3/4" (9.53-19.05mm)	DIA	0.9m	1.2-1.5m	1.8m	2.1-2.4m	2.7m	3-3.4m	3.7m	4-4.3m	4.6m	4.9-5.2m	5.5m	5.8-6.1m	6.4-7m	7.3m	7.6-8.2m	8.5-8.8m	9.1m	12.2m	18.3m	24.4
	Select Cable Length (ft.)	3'	3'	6'	6'	9'	9'	12'	12'	15'	15'	18'	18'	(2pcs) 12'	24'	24'	(2pcs) 15'	30'	40'	60'	80'
LENGTH OF PIPE		3'	4-5'	6'	7-8'	9'	10-11'	12'	13-14'	15'	16-17'	18'	19-20'	21-23'	24'	25-27'	28-29'	30'	40'	60'	80'
1"-1 1/2" (25.4-38.1mm)	DIA	0.9m	1.2-1.5m	1.8m	2.1-2.4m	2.7m	3-3.4m	3.7m	4-4.3m	4.6m	4.9-5.2m	5.5m	5.8-6.1m	6.4-7m	7.3m	7.6-8.2m	8.5-8.8m	9.1m	12.2m	18.3m	24.4
	Select Cable Length (ft.)	3'	(2pcs) 3'	6'	(1pc) 3' & (1pc) 6'	9'	(2pcs) 6'	12'	(1pc) 6' & (1pc) 9'	15'	(2pcs) 9'	18'	(1pc) 9' & (1pc) 12'	(2pcs) 12'	24'	(1pc) 12' & (1pc) 15'	(2pcs) 15'	30'	40'	60'	80'

NOTE: For pipe diameter 3/8" to 3/4" only, cable can be up to 2 ft. shorter than pipe length.



Self-Regulating Pipe Trace Cable



1,000 ft. Reel

Model Code:

SR 12 3 -250
A B C D

A: Self Regulating Cable

B: 12 - 120V

24 - 240V

C: Watts per foot

D: Linear Length in feet

SR Series Self-Regulating Heating Cable is designed for a variety of industrial and commercial pipe trace applications.

SR Self-Regulating Heating Cable Features

- Stops pipe and valve freeze down to -40°F
- Cable will not overheat or burn out when overlapped
- Suitable for use on metal and plastic pipes
- 2 year warranty



AVAILABLE LENGTHS

	VOLTS	PIPE RATING** WATTS/FT.	100 FT. LENGTH MODEL / UPC	250 FT. LENGTH MODEL / UPC	500 FT. LENGTH MODEL / UPC	1000 FT. LENGTH MODEL / UPC	WEIGHT/FT.
120V	120	3	SR123-100 / 40513	SR123-250 / 40414	SR123-500 / 48735	SR123-1000 / 40416	0.080 LBS./FT.
	120	5	SR125-100 / 40514	SR125-250 / 40418	SR125-500 / 48736	SR125-1000 / 40420	0.080 LBS./FT.
	120	8	SR128-100 / 40515	SR128-250 / 40422	SR128-500 / 48737	SR128-1000 / 40424	0.080 LBS./FT.
	120	10	SR1210-100 / 40516	SR1210-250 / 40426	SR1210-500 / 48742	SR1210-1000 / 40428	0.080 LBS./FT.
240V	240*	3	SR243-100 / 40517	SR243-250 / 40430	SR243-500 / 48739	SR243-1000 / 40432	0.080 LBS./FT.
	240*	5	SR245-100 / 40518	SR245-250 / 40434	SR245-500 / 48740	SR245-1000 / 40436	0.080 LBS./FT.
	240*	8	SR248-100 / 40519	SR248-250 / 40438	SR248-500 / 48741	SR248-1000 / 40440	0.080 LBS./FT.
	240*	10	SR2410-100 / 40520	SR2410-250 / 40442	SR2410-500 / 48746	SR2410-1000 / 40444	0.080 LBS./FT.

**Wattage rating for pipe freeze protection application is determined at 50°F (10°C).

*Approved for 208, 220, 240, 277 volt operation, refer to wattage adjustment tables for output rating (Table 4 Page 28).

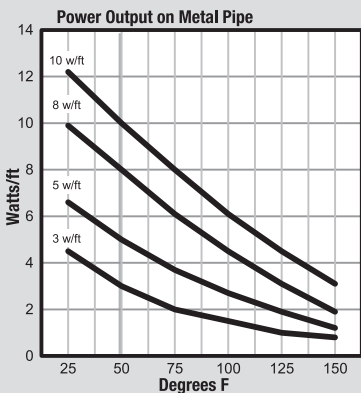
Controls and thermostats should always be used with King heating cable systems.

SR ACCESSORIES Refer to page 36 for SR Accessories

MODEL	UPC	DESCRIPTION	WEIGHT
SRK00	40462	Hard wired power connection kit, includes end seal	0.3 lbs.
SRK02	40461	Connection kit, includes end seal	0.3 lbs.
SRK03	40464	Pipe trace tape (66 ft) and 10 labels per pack	0.1 lbs.
SRK04	61713	2.5" x 50 yards 2 Mil Foil tape	1.0 lbs.
SRK08	40466	Plug in 120V connection kit with GFEP device, includes end seal	1.0 lbs.
SRK10	40468	Weatherproof splice/tee kit, includes end seal	0.2 lbs.
SRK12	40470	End seal kit (2 per package)	0.1 lbs.
SRK14	40473	3M VHB double sided acrylic foam pads (25 per package)	0.1 lbs.
SRK15	40476	Downspout hanger and cable ties	0.3 lbs.
SRK17	40477	11 & 13mm Gel end seal	0.1 lbs.

For Both Hazardous and Non-Hazardous Locations

CT Self-Regulating Pipe Trace Cable



1,000 ft. Reel

Model Code:

SR 12 3 -250 CT
A B C D E

- A: Self Regulating Cable
- B: 12 - 120V
24 - 240V
- C: Watts per foot
- D: Linear Length in feet
- E: FluoroPolymer Jacket

Hazardous Locations

Class I, Div. 2, Groups
A,B,C,D Class II, Div. 2,
Groups E,F,G Class III



Zone Approvals

T5 or T6

CT self-regulating heating cables are designed for industrial and commercial freeze protection and process-temperature maintenance applications. CT cables maintain process temperatures up to 150°F (65°C) and can withstand intermittent exposure to temperatures up to 185°F (85°C). The heating cables are configured for use in nonhazardous and hazardous locations, including areas where corrosives may be present.

CT Self-Regulating Heating Cable Features

- For both hazardous and non-hazardous locations
- Stops pipe and valve freeze down to -40F
- Cable will not overheat or burn out when overlapped
- Suitable for use on metal and plastic pipes
- 10 year warranty

AVAILABLE LENGTHS

	VOLTS	PIPE RATING** WATTS/FT.	AVAILABLE LENGTHS				WEIGHT/FT.
			100 FT. LENGTH MODEL / UPC	250 FT. LENGTH MODEL / UPC	500 FT. LENGTH MODEL / UPC	1000 FT. LENGTH MODEL / UPC	
120V	120	3	SR123-100-CT / 40522	SR123-250-CT / 40523	SR123-500-CT / 40538	SR123-1000-CT / 40375	0.080 LBS./FT.
	120	5	SR125-100-CT / 40524	SR125-250-CT / 40525	SR125-500-CT / 48744	SR125-1000-CT / 40377	0.080 LBS./FT.
	120	8	SR128-100-CT / 40526	SR128-250-CT / 40527	SR128-500-CT / 48745	SR128-1000-CT / 40379	0.080 LBS./FT.
	120	10	SR1210-100-CT / 40528	SR1210-250-CT / 40529	SR1210-500-CT / 48742	SR1210-1000-CT / 40428	0.080 LBS./FT.
240V	240*	3	SR243-100-CT / 40530	SR243-250-CT / 40531	SR243-500-CT / 48747	SR243-1000-CT / 40376	0.080 LBS./FT.
	240*	5	SR245-100-CT / 40532	SR245-250-CT / 40533	SR245-500-CT / 48748	SR245-1000-CT / 40378	0.080 LBS./FT.
	240*	8	SR248-100-CT / 40534	SR248-250-CT / 40535	SR248-500-CT / 48749	SR248-1000-CT / 40380	0.080 LBS./FT.
	240*	10	SR2410-100-CT / 40536	SR2410-250-CT / 40537	SR2410-500-CT / 48746	SR2410-1000-CT / 40382	0.080 LBS./FT.

**Wattage rating for pipe freeze protection application is determined at 50°F (10°C).

*Approved for 208, 220, 240, 277 volt operation, refer to wattage adjustment tables for output rating (Table 4 Page 28).

Controls and thermostats should always be used with King heating cable systems.

CT ACCESSORIES FOR NON HAZARDOUS APPLICATIONS

SRK00	Hard wired power connection kit, includes end seal
SRK03	Pipe trace tape (66 ft) and 10 labels per pack
SRK04	2.5" x 50 yards 2 Mil foil tape
SRK08	Plug in 120V connection kit with GFEP device, includes end seal
SRK10	Weatherproof splice/tee kit, includes end seal
SRK12	End seal kit (2 per package)
SRK17	11 & 13mm Gel end seal

CT ACCESSORIES FOR HAZARDOUS APPLICATIONS

CT-9001	CT octagon & square power connection box
CT-9002	CT square box
CT-9003	CT splice connection
CT-9004	CT tee connection
CT-9005	CT end seal



CT-9001



CT-9002



CT-9003



CT-9004



CT-9005



Roof/Gutter De-Icing



Roof/Gutter De-icing Systems

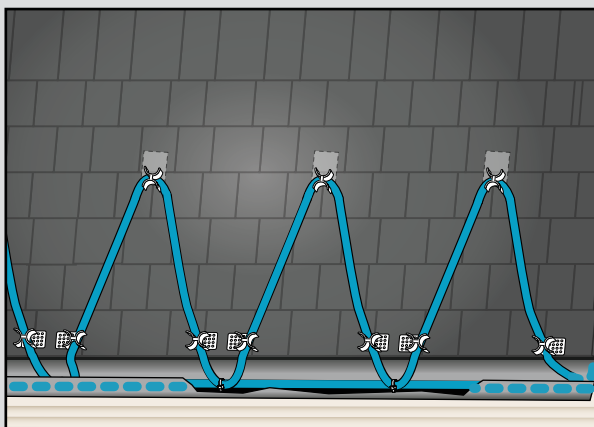
King's Roof/Gutter De-icing systems helps prevent snow and ice build-up on roofs and gutters. Whether installed on a shake, shingle or metal roof, the SRP & SR will give you the desired results you are looking for. The system is reliable and will not overheat or burn out if overlapped.

SR Series Self-Regulating Heating Cable is designed for commercial and industrial pipe trace applications. The cable is constructed so that it will not burn out or overheat when overlapped, and can be used on metal and plastic pipes. The cable is available in 100 and 250 ft coils and also 500 and 1,000 ft reels.


SRP Series Self-Regulating Pre-Assembled Heating Cable is designed for a variety of gutter and roof de-icing applications. The cable is constructed so that it will not burn out or overheat when overlapped, and can be used on metallic and nonmetallic downspouts and gutters. The cable is pre-terminated with a 30 inch cold lead and grounded plug

CWR Series is designed to prevent costly roof damage caused by ice dams forming and helps maintain free flowing water through gutters and downspouts to the ground level. Requires no special wiring or assembly. Simply run cable per the instructions for both shingle and metal roofs. Sizes range from 20ft - 240ft to accommodate most roofs. System includes roof clips and spacers.

Shake/Shingle Roof Installation



Metal Seam Roof Installation



Pre-Assembled Self-Regulating De-Icing Cable

Pre-Assembled



120 Volt - Grounded Plug



Model Code:

SRP 12 6 -6
A B C D

A: Pre-Assembled Self Reg.

B: 12 - 120V

24 - 240V

C: Watts per foot*

D: Linear Length in feet

SRP Series Self-Regulating Pre-Assembled Heating Cable is designed for a variety of roof & gutter de-icing applications.

SRP Self-Regulating Pre-Assembled Heating Cable Features

- Pre-terminated with 30 inch ground plug and end splice
- Suitable for metallic and nonmetallic gutters and downspouts
- 2 year warranty
- Cable will not overheat or burn out when overlapped
- 16 gauge heating cable bus wire



120V

MODEL	UPC	LENGTH	VOLTS	WATTS*
SRP126-6	40400	6 FT.	120	48
SRP126-12	40402	12 FT.	120	96
SRP126-18	40404	18 FT.	120	144
SRP126-24	40406	24 FT.	120	192
SRP126-37	48711	37.5 FT.	120	300
SRP126-50	40408	50 FT.	120	400
SRP126-62	48712	62.5 FT.	120	500
SRP126-75	40410	75 FT.	120	600
SRP126-87	48713	87.5 FT.	120	700
SRP126-100	40412	100 FT.	120	800
SRP126-125	48714	125 FT.	120	1000
SRP126-150	48715	150 FT.	120	1200

*Wattage rating for roof and gutter de-icing application is 8 w/ft determined at 32°F (0°C).



240 Volt - Cold Leads



SRP Series Self-Regulating Pre-Assembled Heating Cable is designed for a variety of roof & gutter de-icing applications.

SRP Self-Regulating Pre-Assembled Heating Cable Features

- Cable will not overheat or burn out when overlapped
- Suitable for use on metal and plastic pipes
- 16 gauge heating cable bus wire
- 2 year warranty



240V

MODEL	UPC	LENGTH	VOLTS	WATTS*
SRP246-6	42373	6 FT.	240	48
SRP246-12	42374	12 FT.	240	96
SRP246-18	42375	18 FT.	240	144
SRP246-24	42376	24 FT.	240	192
SRP246-37	48716	37.5 FT.	240	300
SRP246-50	42377	50 FT.	240	400
SRP246-62	48717	62.5 FT.	240	500
SRP246-75	42378	75 FT.	240	600
SRP246-87	48718	87.5 FT.	240	700
SRP246-100	42379	100 FT.	240	800
SRP246-125	48719	125 FT.	240	1000
SRP246-150	48720	150 FT.	240	1200
SRP246-175	48721	175 FT.	240	1400
SRP246-200	48722	200 FT.	240	1600

*Wattage rating for roof and gutter de-icing application is 8 w/ft determined at 32°F (0°C).

Constant Wattage Roof/Gutter De-Icing Cable



Model Code:

CWR 100 -20
A B C

A: Constant Wattage

B: Watts

C: Linear Length in feet

CWR Series Constant Wattage Roof & Gutter De-icing Cable is designed to prevent ice dams from forming on roof and in gutters.

CWR Constant Wattage Roof & Gutter De-icing Cable Features


- Watertight end seals, guaranteed reliability
- 6 Ft. cold lead with plug
- 5W/Ft. output
- Pre-assembled and ready to install
- Includes roof clips and spacers
- 1 year warranty



MODEL	UPC	LENGTH	VOLTS	WATTS (5 W/FT.)	AMPS
CWR100-20	48701	20 FT.	120	100	0.8
CWR150-30	48702	30 FT.	120	150	1.25
CWR300-60	48703	60 FT.	120	300	2.5
CWR400-80	48704	80 FT.	120	400	3.3
120V CWR500-100	48705	100 FT.	120	500	4.2
CWR600-120	48706	120 FT.	120	600	5.0
CWR800-160	48707	160 FT.	120	800	6.7
CWR1000-200	48708	200 FT.	120	1000	8.3
CWR1200-240	48709	240 FT.	120	1200	10.0

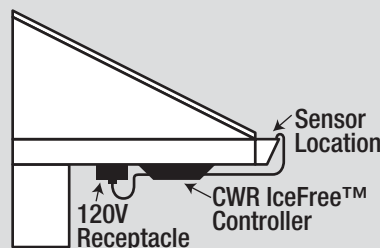
****NOTE: Do not overlap cable.**

CWR Series is designed to prevent costly roof damage caused by ice dams forming and helps maintain free flowing water through gutters and downspouts to the ground level. Requires no special wiring or assembly. Simply run cable per the instructions for both shingle and metal roofs. Sizes range from 20ft - 240ft to accommodate most roofs. System includes roof clips and spacers.



King's CWR Series uses the latest heat shrink technology to secure our end-seals. This guarantees the most consistent, reliable and watertight connection available in the market versus older end-seal technology. Guaranteed reliability.

CWR IceFree™ Controller



The CWR IceFree™ Controller is designed specifically for use with King's CWR constant wattage roof and gutter De-icing cable. Designed to sense both temperature and the presence of run-off water, ensuring the heating cable only operates when necessary to prevent ice dams and frozen drains. Both conditions must be met or the system does not run, saving on your energy bill and eliminating waste. The CWR IceFree™ Controller is rated at 10 amps at 120V, requiring one unit per cable. 1200W Max. Use with CWR Cable.

- ABS construction
- 120V, Max. wattage 1200W
- Electronic sensor
- Water resistant enclosure

MODEL	UPC	Item	Description
CWR-120	48710	Snow sensor	CWR IceFree Controller with 6 ft. cord and grounded plug
CWRK-35	48732	Accessory Kit	19 Roof Clips & 16 Spacers

**Controls and thermostats should always be used with King heating systems.

Self-Regulating Roof/Gutter De-Icing Cable



Model Code:

SR 12 3 -250
A B C D

A: Self Regulating Cable

B: 12 - 120V

24 - 240V

C: Watts per foot

D: Linear Length in feet

SR Series Self-Regulating Heating Cable is designed for a variety of industrial and commercial de-icing applications.

SR Self-Regulating Heating Cable Features

- Cable will not overheat or burn out when overlapped
- 2 year warranty
- Suitable for metallic and nonmetallic gutters and downspouts
- Wattage rating is determined at 32°F (0°C).



AVAILABLE LENGTHS

	VOLTS	DE-ICING RATING** WATTS/FT.	AVAILABLE LENGTHS				WEIGHT/FT.
			100 FT. LENGTH MODEL / UPC	250 FT. LENGTH MODEL / UPC	500 FT. LENGTH MODEL / UPC	1000 FT. LENGTH MODEL / UPC	
120V	120	5	SR123-100 / 40513	SR123-250 / 40414	SR123-500 / 48735	SR123-1000 / 40416	0.080 LBS./FT.
	120	8	SR125-100 / 40514	SR125-250 / 40418	SR125-500 / 48736	SR125-1000 / 40420	0.080 LBS./FT.
	120	12.1	SR128-100 / 40515	SR128-250 / 40422	SR128-500 / 48737	SR128-1000 / 40424	0.080 LBS./FT.
	120	14.8	SR1210-100 / 40516	SR1210-250 / 40426	SR1210-500 / 48733	SR1210-1000 / 40428	0.080 LBS./FT.
240V	240	5	SR243-100 / 40517	SR243-250 / 40430	SR243-500 / 48739	SR243-1000 / 40432	0.080 LBS./FT.
	240	8	SR245-100 / 40518	SR245-250 / 40434	SR245-500 / 48740	SR245-1000 / 40436	0.080 LBS./FT.
	240	12.1	SR248-100 / 40519	SR248-250 / 40438	SR248-500 / 48741	SR248-1000 / 40440	0.080 LBS./FT.
	240	14.8	SR2410-100 / 40520	SR2410-250 / 40442	SR2410-500 / 48738	SR2410-1000 / 40444	0.080 LBS./FT.

**Wattage rating for roof and gutter de-icing application is determined at 32°F (0°C).

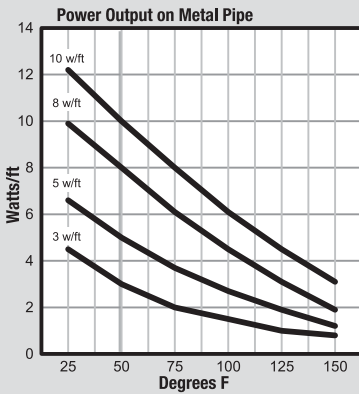
*Approved for 208, 220, 277 volt operation, refer to wattage adjustment tables for output rating (Table 4 Page 28).

Controls and thermostats should always be used with King heating cable systems.

SR ACCESSORIES Refer to page 36 for SR Accessories

MODEL	UPC	DESCRIPTION	WEIGHT
CWRK-35	48732	19 Roof Clips & 16 Spacers	0.09 lbs.
SRK00	40462	Hard wired power connection kit, includes end seal	0.3 lbs.
SRK02	40461	Connection kit, includes end seal	0.3 lbs.
SRK08	40466	Plug in 120V connection kit with GFEP device, includes end seal	1.0 lbs.
SRK10	40468	Weatherproof splice/tee kit, includes end seal	0.2 lbs.
SRK12	40470	End seal kit (2 per package)	0.1 lbs.
SRK13	40472	Roof Clip (25 per package)	0.2 lbs.
SRK14	40473	3M VHB double sided acrylic foam pads (25 per package)	0.1 lbs.
SRK15	40476	Downspout hanger and cable ties	0.3 lbs.
SRK17	40477	11 & 13mm Gel end seal	0.1 lbs.

CT Self-Regulating Roof/Gutter De-Icing Cable



1,000 ft. Reel

Model Code:

SR 12 3 -250 CT
A B C D E

A: Self Regulating Cable

B: 12 - 120V

24 - 240V

C: Watts per foot

D: Linear Length in feet

E: FluoroPolymer Jacket

Hazardous Locations

Class I, Div. 2, Groups
 A,B,C,D Class II, Div. 2,
 Groups E,F,G Class III



Zone Approvals

T5 or T6

CT self-regulating heating cables are designed for industrial and commercial roof and gutter de-icing applications. The fluoropolymer outer jacket (-CT) provides maximum abrasion, chemical, and mechanical resistance. Configured for use in nonhazardous and hazardous locations, including areas where corrosives may be present.

CT Self-Regulating Heating Cable Features

- For both hazardous and non-hazardous locations
- Cable will not overheat or burn out when overlapped
- Suitable for roofs made from standard roofing materials, including shake, shingle, rubber, tar, wood, metal, and plastic
- Suitable for use on metallic and nonmetallic gutters and downspouts
- Wattage rating is determined at 32°F (0°C)
- 10 year warranty

AVAILABLE LENGTHS

	VOLTS	PIPE RATING** WATTS/FT.	100 FT. LENGTH MODEL / UPC	250 FT. LENGTH MODEL / UPC	500 FT. LENGTH MODEL / UPC	1000 FT. LENGTH MODEL / UPC	WEIGHT/FT.
120V	120	5	SR123-100-CT / 40522	SR123-250-CT / 40523	SR123-500-CT / 40538	SR123-1000-CT / 40375	0.080 LBS./FT.
	120	8	SR125-100-CT / 40524	SR125-250-CT / 40525	SR125-500-CT / 48744	SR125-1000-CT / 40377	0.080 LBS./FT.
	120	12.1	SR128-100-CT / 40526	SR128-250-CT / 40527	SR128-500-CT / 48745	SR128-1000-CT / 40379	0.080 LBS./FT.
	120	14.8	SR1210-100-CT / 40528	SR1210-250-CT / 40529	SR1210-500-CT / 48742	SR1210-1000-CT / 40428	0.080 LBS./FT.
240V	240*	5	SR243-100-CT / 40530	SR243-250-CT / 40531	SR243-500-CT / 48747	SR243-1000-CT / 40376	0.080 LBS./FT.
	240*	8	SR245-100-CT / 40532	SR245-250-CT / 40533	SR245-500-CT / 48748	SR245-1000-CT / 40378	0.080 LBS./FT.
	240*	12.1	SR248-100-CT / 40534	SR248-250-CT / 40535	SR248-500-CT / 48749	SR248-1000-CT / 40380	0.080 LBS./FT.
	240*	14.8	SR2410-100-CT / 40536	SR2410-250-CT / 40537	SR2410-500-CT / 48746	SR2410-1000-CT / 40382	0.080 LBS./FT.

**Wattage rating for roof and gutter de-icing application is 8 w/ft determined at 32°F (0°C).

*Approved for 208, 220, 240, 277 volt operation, refer to wattage adjustment tables for output rating (Table 4 Page 28).

Controls and thermostats should always be used with King heating cable systems.

CT ACCESSORIES FOR HAZARDOUS APPLICATIONS

CT-9001CT	CT octagon & square power connection box
CT-9002CT	CT square box
CT-9003CT	CT splice connection
CT-9004CT	CT tee connection
CT-9005CT	CT end seal



CT-9001



CT-9002



CT-9003



CT-9004



CT-9005

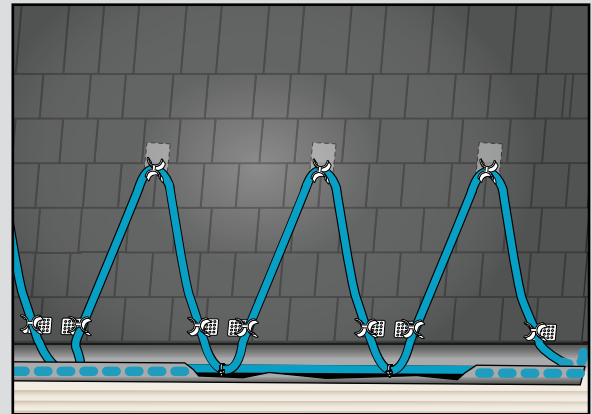
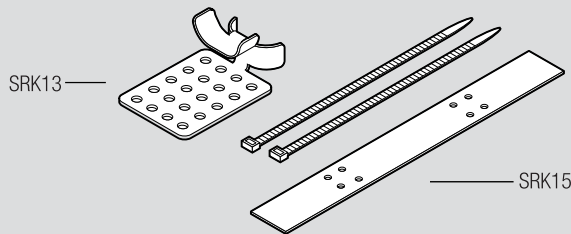
Charts & Tables SRP Pre-assembled Self Regulating Cable



Pipe freeze protection

Cable Construction Table

Outer Jacket	Rugged polyolefin UV jacket
Ground Braid	Tinned copper
Inner Jacket	Flame retardent thermoplastic
Core	Self-regulating semi-conductive core
Bus Wire	16 gauge tinned copper



Roof and gutter de-icing (SRK13 Roof Clips)

SRP self-regulating pre-assembled heating cable are designed for a variety of pipe freeze protection and roof & gutter de-icing applications. The heat output (wattage) increases and decreases automatically based on changes in the climate conditions. This unique feature ensures maximum energy efficiency because the cable to regulates heat output on its own, increasing energy output only when it is needed to prevent pipe freezing and ice build up on roofs & gutters. No thermostat is required.

SRP Cable Features

- Rated 6 watts/foot at 40° F (5°C) for pipe freeze protection
- Pre-terminated with 30 inch ground plug and end splice
- Suitable for metallic and nonmetallic gutters and downspouts
- 16 gauge heating cable bus wire
- Rated 8 watts/foot at 32°F (0°C) for roof and de-icing
- Suitable for use on metal and plastic pipes
- Cable will not overheat or burnout when overlapped
- 2 year warranty

Kit Contents:

- SRP pre-assembled electric heating cable
- Roof and gutter labels
- Pipe trace labels

SRP Cables and Accessories

120V MODEL	UPC	240V MODEL	UPC	LENGTH	PIPE RATING*	DE-ICING RATING*
SRP126-6	40400	SRP246-6	42373	6 FT.	36 W	48 W
SRP126-12	40402	SRP246-12	42374	12 FT.	72 W	96 W
SRP126-18	40404	SRP246-18	42375	18 FT.	108 W	144 W
SRP126-24	40406	SRP246-24	42376	24 FT.	144 W	192 W
SRP126-37	48711	SRP246-37	48716	37.5 FT.	225 W	300 W
SRP126-50	40408	SRP246-50	42377	50 FT.	300 W	400 W
SRP126-62	48712	SRP246-62	48717	62.5 FT.	375 W	500 W
SRP126-75	40410	SRP246-75	42378	75 FT.	450 W	600 W
SRP126-87	48713	SRP246-87	48718	87.5 FT.	525 W	700 W
SRP126-100	40412	SRP246-100	42379	100 FT.	600 W	800 W
SRP126-125	48714	SRP246-125	48719	125 FT.	750 W	1000 W
SRP126-150	48715	SRP246-150	48720	150 FT.	900 W	1200 W
		SRP246-175	48721	175 FT.	1050 W	1400 W
		SRP246-200	48722	200 FT.	1200 W	1600 W

*Wattage rating for pipe freeze protection application is determined at 40°F (5°C). Wattage rating for roof and gutter de-icing application is determined at 32°F (0°C).

MODEL	UPC	DESCRIPTION
SRK03	40464	Pipe trace tape (66 ft.) and 10 labels per pack
SRK13	40472	Roof clip (25 per pack)
SRK15	40476	Downspout hanger and cable ties

Charts & Tables SR Self Regulating Cable

For Pipe Freeze Protection and Roof & Gutter De-Icing



Description:

King SR Self-regulation cable is designed for a variety of industrial and commercial pipe trace applications including hazardous and non hazardous environments. The standard polyolefin jacket is water resistant and resistant to inorganic chemicals. With the optional (-CT) jacket, the cable is resistant to organic chemicals and corrosive environments.

The cable will regulate its power output (watt/ft.) automatically in response to changes in the surrounding temperature. Parallel construction makes it easier to install than zone or series types of cable since it can be cut to length at any point and terminated on site. The self-regulating feature allows the cable to be overlapped without overheating or burning out the cable.

SR is available in 3, 5, 8 and 10 watts per foot at 120, 240 volts. SR heating cable carries a 2 year warranty.

Cable Construction Table

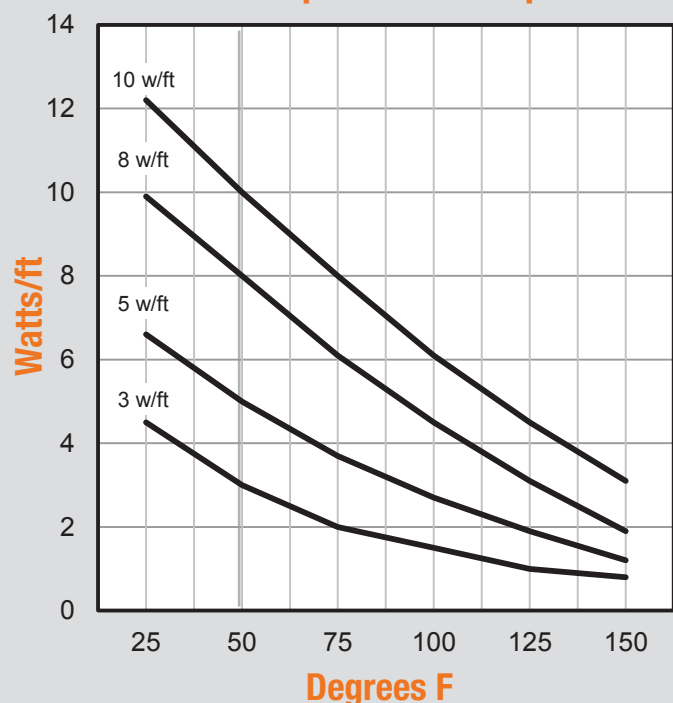
Outer Jacket	Rugged polyolefin UV jacket
Outer Jacket (-CT)*	Fluoropolymer jacket
Ground Braid	Tinned copper
Inner Jacket	Flame retardent thermoplastic
Core	Self-regulating semi-conductive core
Bus Wire	16 gauge tinned copper

*Add -CT to the end of the model number for Fluoropolymer jacket.

Technical Data Table


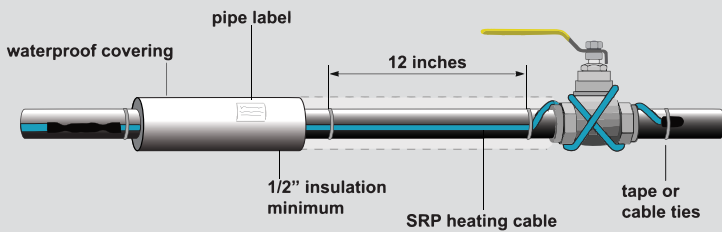
Maximum operating temperature	150°F (65°C)
Maximum exposure temperature	185°F (85°C)
Minimum installation temperature	-40°F (-40°C)
Minimum bending radius	1" (24mm)
Dimensions	0.496" x 0.236" (12.6mm x 6mm)
Service Voltage	110V-120V, 208V-277V
Wattage rating temperature	50°F (10°C)
Hazardous Location Rating (-CT Outer Jacket only)	Class I, Div. 2 Class II, Div. 2 Class III

Power Output on Metal Pipe




Charts & Tables SR Self Regulating Cable Pipe Freeze Protection

Heating Cable Selection for Pipe Freeze Protection



Single Cable Location



Double Cable Location

For a single cable, run it straight along the bottom of the pipe in the 4 or 8 o'clock position. If two cables are required, attach them at the 4 and 8 o'clock positions as shown in the figure above.

Use Table 1 to select the cable size for metal pipes and use Table 2 for plastic pipes. Read across the table to find the pipe size, then drop down to the row corresponding to the design air temperature and the thickness of the insulation that will be used. The cell that intersects will give the power (watts/ft.) of the heating cable required, it may also have a (2) in the cell which means 2 cables are required.

Table 1 - SR Cable Selection for Metal Pipes (w/ft.)¹

Lowest Air Temp.	Insulation Thickness	1/2"	3/4"	1"	1 1/4"	1 1/2"	2"	2 1/2"	3"	4"	6"	8"
0°F (-18°C)	1/2"	3	3	3	3	5	5	5	5	8	8	10
	1"	3	3	3	3	3	3	3	5	5	8	8
	1-1/2"	3	3	3	3	3	3	3	3	5	5	5
	2"	3	3	3	3	3	3	3	3	3	5	5
-20°F (-29°C)	1/2"	3	5	5	5	5	5	8	8	10	10	*
	1"	3	3	3	3	3	5	5	5	8	8	10
	1-1/2"	3	3	3	3	3	3	3	5	5	8	8
	2"	3	3	3	3	3	3	3	3	5	5	8
-40°F (-40°C)	1/2"	5	5	5	5	8	8	10	(2) 8	(2) 8	(2) 10	*
	1"	3	3	3	5	5	5	8	8	8	10	(2) 8
	1-1/2"	3	3	3	3	3	5	5	5	8	8	10
	2"	3	3	3	3	3	3	3	5	5	8	8
	3"	3	3	3	3	3	3	3	3	5	5	

Table 2 - SR Cable Selection for Plastic Pipes (w/ft.)¹

Lowest Air Temp.	Insulation Thickness	1/2"	3/4"	1"	1 1/4"	1 1/2"	2"	2 1/2"	3"	4"	6"	8"
0°F (-18°C)	1/2"	3	5	5	5	8	8	8	10	(2) 8	(2) 10	*
	1"	3	3	3	5	5	5	5	5	5	8	8
	1-1/2"	3	3	3	3	3	3	5	8	8	8	10
	2"	3	3	3	3	3	3	3	5	5	8	8
-20°F (-29°C)	1/2"	5	5	8	8	10	10	(2) 8	(2) 8	(2) 10	*	*
	1"	3	3	5	5	5	8	8	8	10	(2) 8	(2) 10
	1-1/2"	5	5	5	5	5	5	5	8	8	10	(2) 8
	2"	3	3	3	3	3	5	5	5	8	8	10
-40°F (-40°C)	1/2"	8	8	8	8	10	10	(2) 8	(2) 10	*	*	*
	1"	5	5	5	8	8	8	10	10	(2) 8	*	*
	1-1/2"	5	5	5	5	5	8	8	8	10	(2) 8	(2) 10
	2"	5	5	5	5	5	5	5	8	8	10	(2) 8
	3"	3	3	5	5	5	5	5	5	8	10	

1. Tables are based on using fiberglass insulation or equivalent while maintaining a 40°F (4°C) pipe temperature with a 10% safety factor and 20 mph wind speed.

*Contact King for proper cable selection.

Charts & Tables SR Self Regulating Cable Roof/Gutter De-Icing

Heating Cable Selection for Roof/Gutter De-Icing

Calculation For Heating Cable Length

Total heating cable length = A+B+C+D+E+F+G

A (Roof edge) x (heating cable multiplier)

B (Roof edge x 0.5)

C (Total gutter length)

D (Total downspout length + 1 ft.)

E (1 ft. for each power connection)

F (2 ft. for each splice)

G (3 ft. for each tee connection)

=Total heating cable length required.

Example:

1. Roof edge = 48 ft.
2. Eave overhang = 1 ft. (Refer to cable table 6)
3. Gutter = 48 ft.
4. Downspout = 22 ft.
5. Power connection = 2 each
6. Splice = 3 each

Heating Cable Required:

A Roof edge: 48 ft. x 2.8 (From table 6) = 134.4 ft.

B Roof extension*: 48 ft. x 0.5 = 24.0 ft.

C Roof gutter: 48 ft. = 48.0 ft.

D Downspout: 22 ft. + 1 ft. = 23.0 ft.

E Power Connection: 2 x 1 ft. = 2.0 ft.

F Splice Connection: 3 x 2 ft. = 6.0 ft.

G Tee Connection: 0 x 3 ft. = 0 ft.

Total heating cable length required: = 237.4 ft.

*Roof extension is the length of cable required to prevent ice dams between the roof edge and the gutter. When there are no gutters present it forms a drip loop to prevent ice dams at the roof edge.

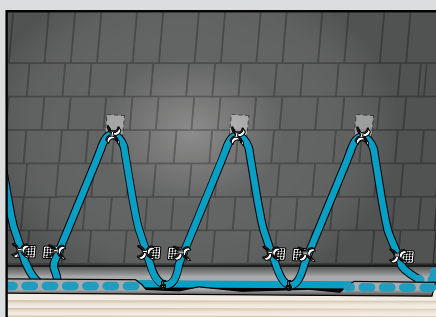


Table 7 - Tracing Heights for Shake/Shingle Roof

Eave Overhang	Tracing Width	Tracing Height	Cable/Roof Edge
None	24"	18"	2.0 ft.
12"	24"	18"	2.8 ft.
24"	24"	30"	3.8 ft.
36"	24"	42"	4.8 ft.

The last column gives the amount of cable required per foot of roof edge for standard shake and shingle roof (table 7) or a metal seam roof (table 8).

Table 6 - Heating Cable Multiplier

Eave Overhang	Standard Roof	Metal Roof 18" Seam	Metal Roof 24" Seam
None	2.0	2.5	2.0
12"	2.8	2.8	2.4
24"	3.8	3.6	2.4
36"	4.8	4.3	3.6

Use the number in the table and multiply it by the length of the roof

Calculations for Gutters, Downspout and Valley

1. For standard non-metal roofs, add 1 foot of heating cable for each foot of gutter.
2. Add 1 foot of heating cable per foot of downspout.
3. If the downspout is in the middle of the run, loop the cable down and back up. Double the length of the downspout for determining the length of the cable to install.
4. For valleys, run the heating cable two thirds of the way up and down the valley. Add this additional length to the overall cable.
5. For gutters 6 inches wide use two cable runs.

Design Notes

1. In-line splices and tee splices should be avoided where possible.
2. Heating cable in downspouts should be looped and extend below the frost line if tied into a drainage system.
3. End terminations should not be located in an area where moisture is present. End terminations should not be located at the lowest point of downspouts.
4. For roof drains leading into a heated area, a loop of heating cable should be installed to a depth of 3 ft.

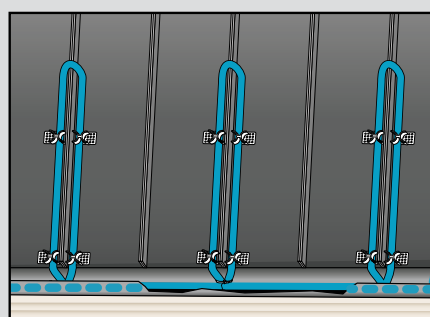


Table 8 - Tracing Heights for Metal Seam Roof

Eave Overhang	Tracing Width	Tracing Height	Cable/Roof Edge
None	18"	18"	2.5 ft.
12"	18"	24"	2.8 ft.
24"	18"	36"	3.6 ft.
36"	18"	48"	4.3 ft.
None	24"	18"	2.0 ft.
12"	24"	24"	2.4 ft.
24"	24"	36"	2.9 ft.
36"	24"	48"	3.6 ft.

Charts & Tables SR Self Regulating Cable Roof/Gutter De-Icing

Table 9 - Circuit Breaker Protection for De-icing

Cable	Volts	Start up Temp.	15 Amp (ft.)	20 Amp (ft.)	30 Amp (ft.)	40 Amp (ft.)
SR123	120V	32°F (0°C)	273	273	273	273
		20°F (-7°C)	254	268	273	273
		0°F (-18°C)	213	255	273	273
		-20°F (-29°C)	182	248	273	273
SR243	240V	32°F (0°C)	547	547	547	547
		20°F (-7°C)	501	547	547	547
		0°F (-18°C)	426	547	547	547
		-20°F (-29°C)	368	492	547	547
SR125	120V	32°F (0°C)	188	216	216	216
		20°F (-7°C)	166	216	216	216
		0°F (-18°C)	144	193	216	216
		-20°F (-29°C)	127	173	216	216
SR245	240V	32°F (0°C)	381	432	432	432
		20°F (-7°C)	331	432	432	432
		0°F (-18°C)	292	387	432	432
		-20°F (-29°C)	258	347	432	432
SR128	120V	32°F (0°C)	126	168	171	171
		20°F (-7°C)	118	157	171	171
		0°F (-18°C)	103	136	171	171
		-20°F (-29°C)	92	123	168	171
SR248	240V	32°F (0°C)	257	342	347	347
		20°F (-7°C)	235	311	347	347
		0°F (-18°C)	204	268	347	347
		-20°F (-29°C)	184	244	347	347
SR1210	120V	32°F (0°C)	102	143	152	152
		20°F (-7°C)	97	126	152	152
		0°F (-18°C)	88	117	152	152
		-20°F (-29°C)	76	104	152	152
SR2410	240V	32°F (0°C)	172	226	312	312
		20°F (-7°C)	159	215	312	312
		0°F (-18°C)	150	197	298	312
		-20°F (-29°C)	138	182	273	312

Technical Data Notes:

1. The maximum single cable run is the longest length of heating cable before there is a significant voltage drop which will lower the wattage rating of the cable.
2. The circuit breaker sizes in Table 9 are per the National Electric Code (NEC).

Table 10 - Technical Data Ratings

Technical Data Table	
Maximum operating temp.	150°F (65°C)
Maximum exposure temp.	185°F (85°C)
Minimum installation temp.	0°F (-18°C)
Minimum bending radius	1" (24mm)
Dimensions	0.496" x 0.236" (12.6mm x 6mm)
Service voltage	110-120V, 208V-277V

Table 11 - Maximum Single Run Length

Model	Volts	Output at 32°F (0°C)	Maximum Single Run Length
SR123	120V	5.0 w/ft.	273 ft. (83M)
SR243	208V	4.1 w/ft.	530 ft. (129M)
	240V	5.0 w/ft.	547 ft. (161M)
	277V	5.9 w/ft.	590 ft. (180M)
SR125	120V	8.0 w/ft.	216 ft. (66M)
SR245	208V	7.1 w/ft.	397 ft. (121M)
	240V	8.0 w/ft.	432 ft. (132M)
	277V	9.0 w/ft.	466 ft. (142M)
SR128	120V	12.1 w/ft.	171 ft. (52M)
SR248	208V	11.4 w/ft.	312 ft. (95M)
	240V	12.1 w/ft.	347 ft. (106M)
	277V	13.0 w/ft.	385 ft. (117M)
SR1210	120V	14.8 w/ft.	152 ft. (46M)
SR2410	208V	14.2 w/ft.	274 ft. (83M)
	240V	14.8 w/ft.	312 ft. (95M)
	277V	15.8 w/ft.	346 ft. (106M)

Table 12 - Circuit Length Adjustments

Model	208V	277V
SR243	0.97	1.08
SR245	0.92	1.08
SR248	0.90	1.11
SR2410	0.88	1.11

Circuit length adjustments for 240V cables operated 208V and 277V are noted in Table 12

3. The NEC requires ground-fault equipment protection (GFEP) for fixed outdoor de-icing equipment. All electrical connections should be made by a licensed electrician.

SnowFree™ System



SFC2 SnowFree™ Controller Snow Melt System Kit with Remote Control 2 Zone/24 Amp per Zone



SnowFree™ Controller Snow Melt System with Remote Control

The SFC2 SnowFree System is the ultimate “All in One” Snow Sensor & Controller for light commercial and residential use. A “Plug and Play” controlled for frost protection, ice and snow melt applications. When receiving a signal from the built-in snow sensor, it activates the contactors energizing the heating elements. Based on the configuration and settings, the two outputs to the two zones are activated together or in staggering mode. The outdoor temperature set-point as well as the ambient lower limit temperature can be easily set by the remote control. The Technician Settings mode allows the installer or technician to adjust the parameters for customized installations using the remote control. The adjustable Hold-On (Time delay) is adjustable in the range of 0 up to 48 hours. Installing the system is a quick and easy task. Apart of mounting the metal box to the wall, the installer needs only to connect the line in and line out wires in the marked terminals and the system is ready to work.

- Snow sensor & controller for light commercial and residential use
- Sequencing option between the zones-allowing larger snow melting area with less available power on site
- User friendly programming and setting adjustment using large LCD display remote control
- 1 or 2 zones activation (24A/2P each 120-240 VAC)
- Optional indoor manual control interface—SFMC receiver
- Energy efficient algorithm
- Manual and automatic modes. Selected by physical switch or using the remote control
- Technician testing / commissioning mode for easy and fast system test all year long (even during summer or at high temp)
- Adjustable splitting time between the zones with multi configurations between zones
- Adjustable Hold-ON-OFF delay and manual ON
- Adjustable upper and lower limit temperature
- Adjustable set points

MODEL	UPC	Item	Description
SFC2-KIT	42403	SnowFree System	SFC2 SnowFree Controller with sensor, SFIR SnowFree IR remote, PYROSB Mounting bracket
SFMC (Optional)	42406	Indoor Manual Controller	Wall mounted IR receiver with indication LED's and push button with soft on control cable

**Controls and thermostats should always be used with King heating systems.

PYRO Snow Melt/De-Icing System



PYROBOX5


PYROBOX3 & 3C



PYROULS



PYROSENSE



PYROSB



PYROCON12

PYRO De-Icing System

The unique staggering feature of the PYRO control melts snow & ice over larger areas, without the need to upgrade the power supply on site. Use a high demand heating system on a limited power supply source by controlling up to 5 different zones. The modular design allows customers to choose the right configuration for the specific property needs.

Enables use of high demand heating system on a limited power supply source. Modular: Up to 5 circuits/contactors. Up to 600V & 600A
Sequence of zoning 1/2/3/4/ + auxiliary (such as gutter sensor). Suitable for parallel, star & triangle connection. North American consideration operating algorithm.

- User friendly programming and adjusting
- Adjustable cycle time
- Adjustable delay (Hold on Time)
- Adjustable on and off
- Adjustable trip setting
- Non obtrusive adjustable snow sensor
- Integrated Fault Detector. GFCI non class A
- Logical setting for installer / set up & service
- Surface Upper limit adjustable Temperature Sensor
- Integrated option for Universal gutter de-icing sensor
- Programmable & precise snow and ice sensor
- Suitable for electrical & hydronic de-icing installations

MODEL	UPC	Item	Description
PYROBOX3	42329	Power Box 3	4 Zone Controller, 4-30A/2P Contactors, 1-Phase, 277V Max
PYROBOX3C	42328	Power Box 3C	2 Zone Controller, 2-50A/3P Contactors, 3-Phase, 600V Max +1 Zone Aux Controller, 1-30A/2P Contactor, 1-Phase, 277V Max
PYROBOX5	42327	Power Box 5	4 Zone Controller, 4-50A/3P Contactors, 3-Phase, 600V Max +1 Zone Aux Controller, 1-30A/2P Contactor, 1-Phase, 277V Max
PYROSENSE	42323	Snow sensor	Outdoor Snow Sensor
PYROULS	42325	Upper Limit Sensor	Upper Limit Temperature Sensor
PYROCON12	42322	Main Controller	Controller and User Interface panel
PYROSB	42326	Mounting Bracket	Wall mounting adjustable rust free holding bar
PYROSENSE 2/3/4	42324	Snow/Ice Sensor with Numerical Address	Option for Installations Where More Than One Snow Sensor Needed

PYROBOX units are complete with PYROCON12 controller and PYROULS. Order PYROSENSE and PYROSB separately.
**Controls and thermostats should always be used with King heating systems.

PYRO Snow Melt/De-Icing System



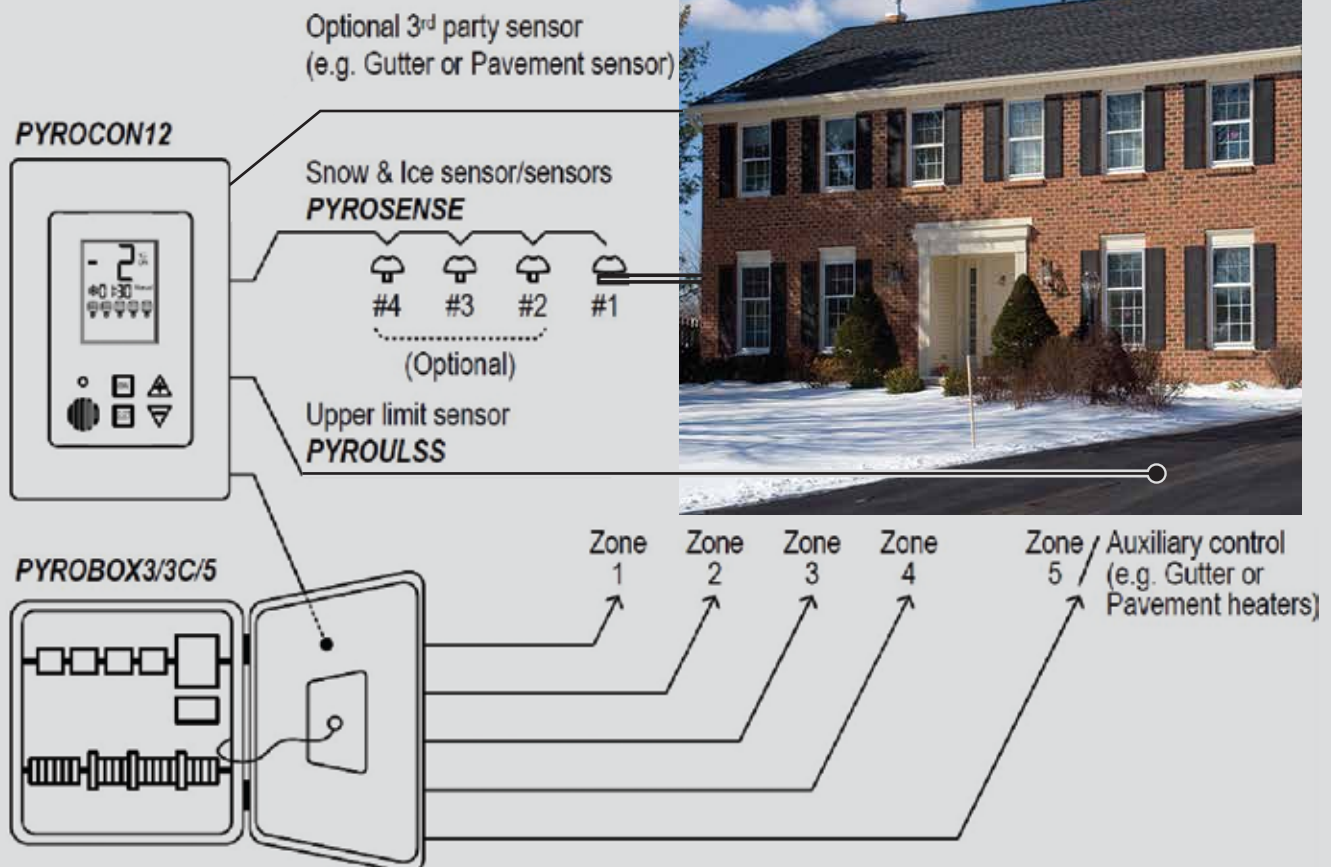
PYROBOX5 PYROBOX3 & 3C

The PYROBOX3/3C/5 power boxes together with the PYROCON12 controller and interface panel, offer smart and easy control over the PYRO snow & ice melting system. It can operate up to 4 snow melting zones and one auxiliary zone, with selectable sequencing method. Typical applications include driveways, sidewalks, loading docks, stairs, pavement and gutters. The back-lit LCD screen provides full interface and information of the system status. The use of several zones staggering allow covering larger area for snow melting with a limited available electrical power.

The PYROCON12 offers various operating and programming options such as:

- Switchable temperature scales (°F or °C)
- Both automatic and manual modes
- Adjustable heaters cycle and splitting times
- Adjustable heaters hold on, off & delay
- Optional auxiliary control by 3rd party snow sensor (e.g. Gutter sensor)
- Adjustable lower ambient temperature limit to stop heaters (lockout)
- Energy saving upper temperature limit
- Adjustable snow sensor sensitivity (%Rh)
- Commissioning/Test mode

PYRO-X General System Layout With PYROBOX3/3C/5



PYRO FPC Freeze Protection Controller



FPC-02-120



PYRO FPC Freeze Protection Controller

Freeze Protection Controller and a Power panel for heat tracing, ice and snow melt applications.

When the temperature drops below the pre-defined, adjustable set-points, the contactor is activated energizing the heating elements. The Technician Settings mode enables an installer, or a technician to adjust the parameters for customized installations using the electronic controller installed in the front panel.

- Up to 30A & 120/240V outputs to the heaters
- Hold-On (Time delay) adjustable range of up to 99 hours
- Temperature input from the provided temperature sensor (10 m. / 30 feet long) and also from a 3rd party aquastat
- Integrated electronic controller with backlit LCD display
- Integral 30mA GFEP allows manual reset from the front panel
- Adjustable Set-points, Hold ON/OFF Time delay and manual ON duration
- Manual and Automatic modes, selected by a button
- Testing/commissioning mode for easy and fast system test, all year long (even during summer or at high temperature condition)
- Multiple sensors input-optional
- ETL listed

MODEL	UPC	Item	Description
FPC-02-120	19112	Pyro FPC Freeze Protection Controller	Freeze Protection Controller 120V, 30A, w/GFEP
FPC-02-240	19113	Pyro FPC Freeze Protection Controller	Freeze Protection Controller 240V, 30A, w/GFEP
FPC-02-120-MDB	19114	Pyro FPC Freeze Protection Controller	Freeze Protection Controller 120V, 30A, w/GFEP & MODBUS
FPC-02-240-MDB	19115	Pyro FPC Freeze Protection Controller	Freeze Protection Controller 240V, 30A, w/GFEP & MODBUS

**Controls and thermostats should always be used with King heating systems.



PYRO Pipe Trace System



**Innovative Zone Based Control System For Pipe Trace Heating Cable.
The Ultimate Controller For Industrial, Commercial and Residential.**



PYROBOX5

PYROBOX3 & 3C



PYROULS



PYROCON12 TRACE

PYRO Pipe Trace System

The unique staggering feature of the PYRO TRACE control keeps pipes from freezing, without the need to upgrade the power supply on site. Use a high demand heating system on a limited power supply by controlling up to 5 different zones. The modular design allows customers to choose the right configuration for the specific property needs.

Enables use of high demand heating system on a limited power supply source. Modular: Up to 5 circuits/contactors. Up to 600V & 600A

Sequence of zoning 1/2/3/4/ + auxiliary (such as gutter sensor). Suitable for parallel, star & triangle connection. North American consideration operating algorithm.

- Adjustable temperature sensor
- User friendly programming and adjusting
- Adjustable cycle time between zones
- Adjustable delay (Hold on Time)
- Adjustable on and off
- Logical setting for installer / set up & service
- Second input for temperature switch
- Integrated Fault Detector. GFCI non class A
- Adjustable trip setting
- Non obtrusive adjustable snow sensor
- Electrical and Hydronic freezing applications
- Manual mode

MODEL	UPC	Item	Description
PYROBOX3 TRACE	42388	Power Box 3 Trace	4 Zone Controller, 4-30A/2P Contactors, 1-Phase, 300V Max
PYROBOX3C TRACE	42387	Power Box 3C Trace	2 Zone Controller, 2-50A/3P Contactors, 3-Phase, 600V Max +1 Zone Aux Controller, 1-30A/2P Contactor, 1-Phase, 300V Max
PYROBOX5 TRACE	42386	Power Box 5 Trace	4 Zone Controller, 4-50A/3P Contactors, 3-Phase, 600V Max +1 Zone Aux Controller, 1-30A/2P Contactor, 1-Phase, 300V Max
PYROULS	42325	Upper Limit Sensor	Upper Limit Temperature Sensor
PYROCON12 TRACE	42380	Main Controller	Controller and User Interface panel

PYROBOX units are complete with PYROCON12 TRACE controller and PYROULS.

**Controls and thermostats should always be used with King heating systems.



SRK00 Hard Wired Power Connection Kit

Contains labels, pipe mounting bracket, box connector, wire nuts and heat shrink tubing to make electrical supply connection to a metal junction box. Includes one end seal.



SRK02 Connection Kit

Contains heat shrink tubing and woven braid. Also includes one end seal.



SRK10 Splice and Tee Kit

Contains heat shrink tubing and other materials to make one splice or one tee connection. Also includes one end seal.



SRK08 Plug in 120V Connection Kit with GFEP Device

Contains labels, GFEP protection device with 120V plug, cable ties, crimp type connectors, heat shrink tubing and labels. Includes one end seal.



SRK12 End Seal Kit

Contains heat shrink tubing and other materials to make two end seals.



SRK03 Tape

Pipe trace tape and labels.



SRK15 Downspout

Downspout hanger and cable ties.




SRK13 Clip

Roof clip for mounting cable



SRK14

3M VHB double sided acrylic foam pads for use with SRK13 clips in metal gutter



SRK04

2.5" x 50 yards 2 mil Foil tape



SRK17

11 & 13mm Gel end seal

MODEL	UPC	DESCRIPTION	WEIGHT
SRK00	40462	Hard wired power connection kit, includes end seal	0.3 lbs.
SRK02	40461	Connection kit, includes end seal	0.3 lbs.
SRK03	40464	Pipe trace tape (66ft) and 10 labels per package	1.0 lbs.
SRK04	61713	2.5" x 50 yards 2 mil foil tape	1.6 lbs.
SRK08	40466	Plug in 120V connection kit with GFEP device, includes end seal	1.0 lbs.
SRK10	40468	Weatherproof splice/tee kit, includes end seal	0.2 lbs.
SRK12	40470	End seal kit (2 per package)	0.1 lbs.
SRK13	40472	Roof clip (25 per package)	0.2 lbs.
SRK14	40473	3M VHB double sided acrylic foam pads (25 per package)	0.1 lbs.
SRK15	40476	Downspout hanger and cable ties	0.3 lbs.
SRK17	40477	11 & 13mm Gel end seal	0.1 lbs.

Roof/Drain De-Icing System



With the introduction of membrane & rubber roofing materials, the attachment of de-icing cables to the roof has presented a dilemma for roofing specialists. A major concern of property owners is the damage caused by ice damming. The roof drain de-icing jig was created with several things in mind. The jig is lightweight, inexpensive, and uses SRG series de-icing cable without anchoring through the roof membrane. It is easy to customize to job conditions in the field. It adapts easily for use in canales and scuppers on southwestern and flat roof style architecture, both commercial and residential. It is easy to install with small hand tools.



4RDDJ22



6RDDJ22



3625R14 RAY

MODEL	UPC	DESCRIPTION
4RDDJ22	40509	Canale/Scupper Jig, consists of 1 frame and 4 rays
6RDDJ22	40510	Flat Roof Drain Jig, consists of 1 frame and 6 rays
3625R14 RAY	40511	Cable Keeper / RDDJ-Grid

Call for availability on additional ETI controls not shown above.

Roof & Gutter De-Icing Controls



CWR IceFree™



GIT-1



DS-2C/DS-224



DS-8C/DS-824C



CDP-2

MODEL	UPC	DESCRIPTION
DS-2C	42331	Rain/Snow controller w/built-in sensor, 100-277V - 30amp w/Adjustable Temperature Trigger Points, used for snow melt cable projects
DS-5C	42332	Rain/Snow controller w/built-in sensor, 100-277V - 2-30amp w/Adjustable Temperature Trigger Points, used for snow melt cable projects
DS-8	48480	Gutter ice melting controller, NEMA 3R, 120/208/240V, 30amp, adjustable temperature range 34°F to 44°F, 1/2" hub
DS-8C	42335	Gutter ice melting controller, NEMA 3R, 120/208/240/277V, 30amp, adjustable temperature range 34°F to 44°F, 1/2" hub
DS-8/24	40481	Gutter ice melting controller, NEMA 3R, 24V, 30amp, adjustable temperature range 34°F to 44°F, 1/2" hub
DS-9C	42426	Gutter ice melting controller, NEMA 3R, 120/208/240/277V, 2-30amp, adjustable temperature range 34°F to 44°F, 1/2" hub
CDP-2	40482	Indoor sensor control display, manual/auto/standby modes, includes 18" lead
CS-1	40483	Control cable for CDP-2 control panel, 18" lead
CS-50	40484	Control cable for CDP-2 control panel, 50 ft. lead
MG-3	40485	Replacement sensor for DS controller
GIT-1	40508	GIT-1 Gutter De-Icing sensor
CWR-120	48710	CWR IceFree Controller with 6 ft. cord and grounded plug (See Page 1)

Call for availability on additional ETI controls not shown above.

Pipe Freeze Protection



IFC12



TRF115-005



SST-2

MODEL	UPC	DESCRIPTION
TRF115-005	40486	Freeze protection thermostat, weatherproof with 5 ft. remote bulb & capillary, 25 amp at 120/208/240V, 22 amp at 277V, adjustable temp 0°F, suitable for 24 VAC operation (w/Power-On indicator light)
IFC12	40490	Plug in fixed thermostat, 120V, 15 amp, on at 35°F off at 45°F (12/case)
GPT-3	40495	GPT Freeze Protection Stat 41-77°F w/GFEP 120-277V 30 Amp
SST-2	40493	Freeze Protection Stat 40°F w/GFEP 120-277V 30 Amp
SST-3	40494	Freeze Protection Adjustable Stat 34-150°F w/GFEP 200-277V 30 Amp

Call for availability on additional ETI controls not shown above.

Snow Melt Controls



GF PRO



CIT-1



SIT-6E



SMNPLT

MODEL	UPC	DESCRIPTION
APS-3C1	40498	APS Control Panel 120 VAC Single Phase UL/CSA
APS-3C2	40499	APS Control Panel 208-240 VAC Single Phase UL/CSA
APS-4C	40500	APS Control Panel 208-240 VAC Three Phase UL/CSA
CIT-1	40504	CIT-1 Aerial Snow Sensor
GF PRO	40497	GF Snow & Ice Control 200-277 VAC w/ground fault UL/CSA
LCD-8	40503	Snow/Ice Melting Aerial Sensor 100-240 VAC 16 Amp Automatic
PD PRO	40496	GF Snow & Ice Control 200-277 VAC w/ground fault UL/CSA
SCIT-6E	40505	SIT-6E Pavement Sensor (requires 23832 Pavement Sensor Housing)
23832 Sensor Housing	40506	Pavement Sensor Housing (not pictured)
SMNPLT	40507	Snow Melt Name Plate (per NEC 426.13 requirements)

Call for availability on additional ETI controls not shown above.

Marketing Materials




#40488 SR & SRP Wall Display 36" x 12"



#40489 SR & SRP Wall Display 24" x 8"



#40095 FC & FCM Floor Heating Tile Counter Display



#39998 Cable Brochure



#99514 King Catalog



#39999 FC Cable Only Display Card



#39997 FC Cable and Display Tri-Fold



#99528 King Line Card

UPC	DESCRIPTION
40488	SR & SRP Wall Display 36" x 12"
40489	SR & SRP Wall Display 24" x 8"
40095	FC & FCM Heated Tile Counter Display, 36 watt, 120V
39998	Cable Brochure
99514	King Catalog
39999	FC Display Card (100 pack)
39997	FC Tri-Fold (50 pack)
99528	King Line Card

For a Product Cross Reference list visit our website under Catalogs & Resources page.

Warranty Information

Warranty Information

The warranties herein set forth are in lieu of all other warranties expressed or implied, and shall not apply to any accessory not part of the product. King Electrical Mfg. Company will repair or replace, without charge to the original owner, any product found to be defective or malfunctioning within the warranty period.

Heaters Warranty Period

Heating Cable Warranty Period:

One Year: CWP & CWR, Thermostats and Controls.

Two Year: SR & SRP

Ten Year: TC & TCM, SC & SCM

Twenty Year: FC & FCM



Warranty Terms: This warranty requires the owner or his agent install the equipment in accordance with the National Electrical Code, any other applicable heating or electrical codes and the manufacturer's installation instructions. It further requires that reasonable and necessary maintenance be performed on the unit. Failure of proper maintenance by owner will void the warranty in its entirety. The company is not liable for any actions it deems to be abuse or misuse of the product. The Company shall not be liable for consequential damages arising with respect to the product, whether based upon negligence, tort, strict liability or contract. No other written or oral warranty applies, nor any warranties by Representatives, Dealers, Employees of King or any other person. King Manufacturing can be contacted by phone at 800-603-5464, fax 206-763-7738 or website www.king-electric.com. The company's minimum liability shall not in any case exceed the purchase price for the product claimed to be defective.

In Case of Product Failure: Contact King Electrical Mfg. at 800-603-5464. The owner will be required to provide, within the designated warranty period, the following information: model number, date of purchase, and a complete description of the problem encountered with product. Upon receipt of the aforementioned, the company will reply to the owner within a period not to exceed fifteen (15) working days, and will provide the action to be taken by owner. The customer shall be responsible for all costs incurred in the removal or reinstallation of products, including, but not limited to labor costs, and shipping costs incurred to return products to King Manufacturing. At their discretion, King Manufacturing will decide to either repair or replace the product, with no charge to the owner, with return freight paid by King.

Technical Support: 206-762-0400 extension 2





Electric In-Floor Heat



Thermal Storage



Snow Melt



Pipe Freeze Protection



Gutter/Roof De-Icing



Controls & Thermostats

King: a technology leader.

Since 1958 King Electrical Manufacturing Company has been a leader in the heating industry, with several innovative patents. In this age of corporate conglomeration, big business, and a global economy, King is still proudly family-owned.

In our over 50 years of business we have seen exciting changes in the comfort and convenience of heating products. Technology has improved to create exciting new possibilities for innovations in heating systems. King continues to emphasize research and development, product quality, and genuine pride to ensure that our customers enjoy the best heating solutions possible.

Residential, commercial or industrial electric heat: at King we anticipate your needs and provide you with the best products and solutions!

REV_10-7-16 UPC#39998



Smart Heating Solutions

